Month	Campylobacter Cases	Month	Campylobacter cases	Percentage Change
Oct-14	682	Oct-13	656	3.96
Nov-14	776	Nov-13	731	6.16
Dec-14	893	Dec-13	899	-0.67
Jan-15	676	Jan-14	774	-12.66
Feb-15	455	Feb-14	534	-14.79
Mar-15	417	Mar-14	509	-18.07
Apr-15	327	Apr-14	401	-18.45
May-15	380	May-14	394	-3.55
Jun-15	371	Jun-14	388	-4.38
Jul-15	420	Jul-14	380	10.53
Aug-15	488	Aug-14	506	-3.56
Sep-15	570	Sep-14	545	4.59
Oct-15	579	Oct-14	682	-15.10
Nov-15	782	Nov-14	776	0.77
Dec-15	757	Dec-14	893	-15.23
Jan-16	720	Jan-15	676	6.51
Feb-16	454	Feb-15	455	-0.22
Mar-16	416	Mar-15	417	-0.24
Apr-16	365	Apr-15	327	11.62
May-16	391	May-15	380	2.89
Jun-16	334	Jun-15	371	-9.97
Jul-16	342	Jul-15	420	-18.57
Aug-16	1114	Aug-15	488	128.28
Sep-16	571	Sep-15	570	0.18
Oct-16	856	Oct-15	579	47.84
Total (last 12 months)	6320	Total (last 12 months)	6352	-0.50
Total (2015)	6222	Total (2014)	6782	-8.26
Total (2014)	6782	Total (2013)	6837	-0.80
Total (2013)	6837	Total (2012)	7021	-2.62
Total (2012)	7021	Total (2011)	6685	5.03
Total (2011)	6685	Total (2010)	7338	-8.90
Total (2010)	7338	Total (2009)	7177	2.24
Total (2009)	7177	Total (2008)	6694	7.22
Total (2008)	6694	Total (2007)	12778	-47.61

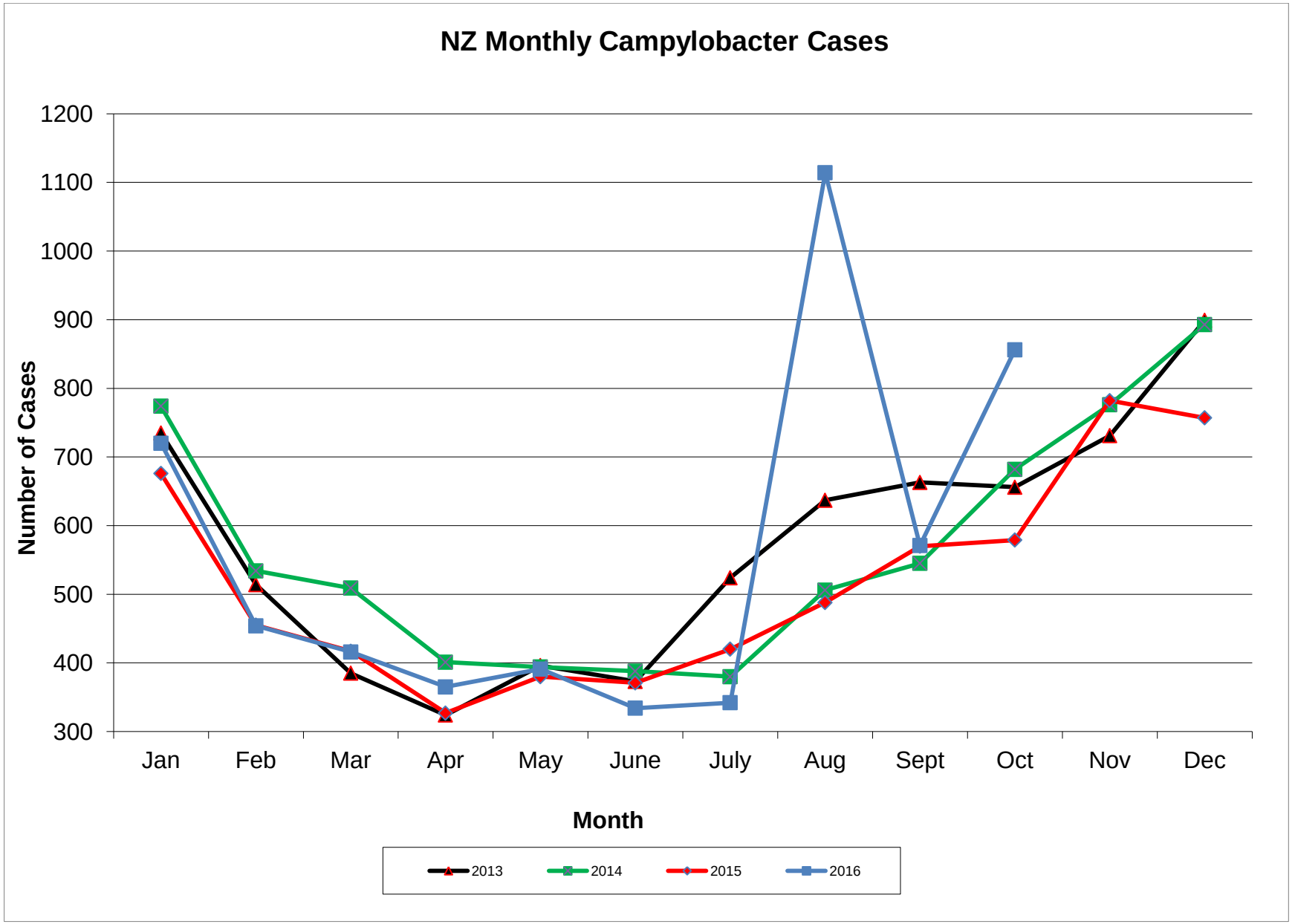
NZ Monthly Campylobacter Cases
1200
1100
1000
900
800
700
600
500
400
300
Number of Cases
Jan
Feb
Mar
Apr
May
June
July
Aug
Sept
Oct
Nov
Dec
Month
2013
2014
2015
2016

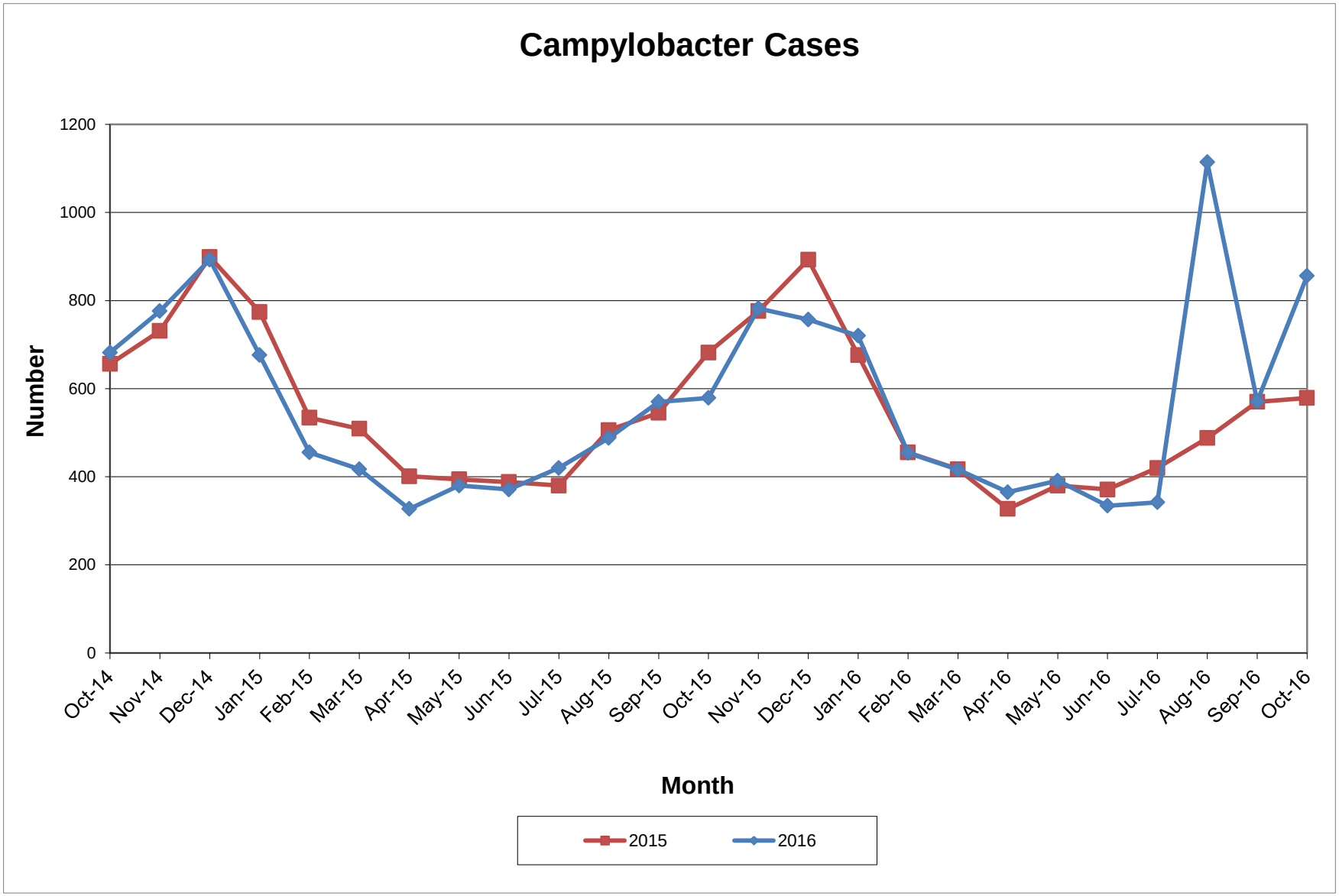
Campylobacter Cases
Number
1200
1000
800
600
400
200
0
Oct-14
Nov-14
Dec-14
Jan-15
Feb-15
Mar-15
Apr-15
May-15
Jun-15
Jul-15
Aug-15
Sep-15
Oct-15
Nov-15
Dec-15
Jan-16
Feb-16
Mar-16
Apr-16
May-16
Jun-16
Jul-16
Aug-16
Sep-16
Oct-16
Month
2015
2016

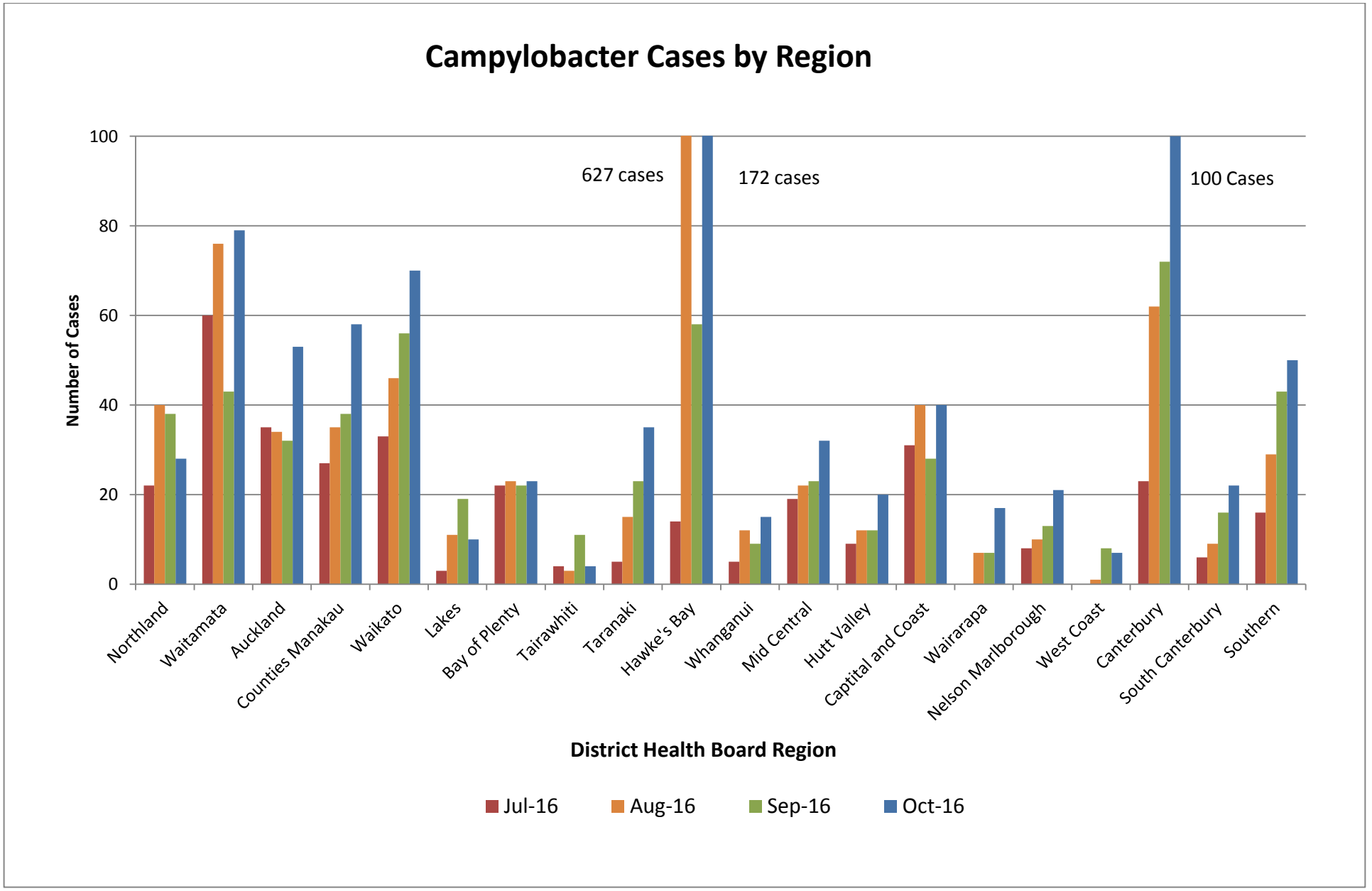
Campylobacter Cases by Region
Number of Cases
100
80
60
40
20
0
627 cases
172 cases
100 Cases
Northland
Waitamata
Auckland
Counties Manakau
Waikato
Lakes
Bay of Plenty
Tairawhiti
Taranaki
Hawke's Bay
Whanganui
Mid Central
Hutt Valley
Captital and Coast
Wairarapa
Nelson Marlborough
West Coast
Canterbury
South Canterbury
Southern
District Health Board Region
Jul-16
Aug-16
Sep-16
Oct-16

Month	Campylobacter Rates	Month	Campylobacter Rates	Percentage Change
Oct-14	149.5	Oct-13	148.1	0.9
Nov-14	150.5	Nov-13	148.6	1.3
Dec-14	150.4	Dec-13	152.9	-1.6
Jan-15	148.2	Jan-14	153.8	-3.6
Feb-15	146.5	Feb-14	155.2	-5.6
Mar-15	144.4	Mar-14	158.0	-8.6
Apr-15	142.8	Apr-14	159.8	-10.6
May-15	142.5	May-14	159.7	-10.8
Jun-15	142.1	Jun-14	160.1	-11.2
Jul-15	140.3	Jul-14	154.5	-9.2
Aug-15	139.9	Aug-14	151.6	-7.7
Sep-15	140.5	Sep-14	148.9	-5.6
Oct-15	138.2	Oct-14	149.5	-7.6
Nov-15	141.2	Nov-14	150.5	-6.2
Dec-15	138.1	Dec-14	150.4	-8.2
Jan-16	136.3	Jan-15	148.2	-8.0
Feb-16	136.2	Feb-15	146.5	-7.0
Mar-16	136.2	Mar-15	144.4	-5.7
Apr-16	137.1	Apr-15	142.8	-4.0
May-16	137.3	May-15	142.5	-3.6
Jun-16	136.5	Jun-15	142.1	-3.9
Jul-16	134.8	Jul-15	140.3	-3.9
Aug-16	148.4	Aug-15	139.9	6.1
Sep-16	148.4	Sep-15	140.5	5.6
Oct-16	154.4	Oct-15	138.2	11.7
Average (last 12 months)	139.1	Average (last 12 months)	144.8	-4.0
Average (2015)	142.1	Average (2014)	154.3	-8.0
Average (2014)	154.3	Average (2013)	146.5	5.4
Average (2013)	146.5	Average (2012)	165.6	-11.5
Average (2012	165.6	Average (2011)	151.6	9.2
Average (2011)	151.6	Average (2010)	174.2	-13.0
Average (2010)	174.2	Average (2009)	162.6	7.1
Average (2009)	162.6	Average (2008)	201.6	-19.3
Average (2008)	201.6	Average (2007)	365.1	-44.8

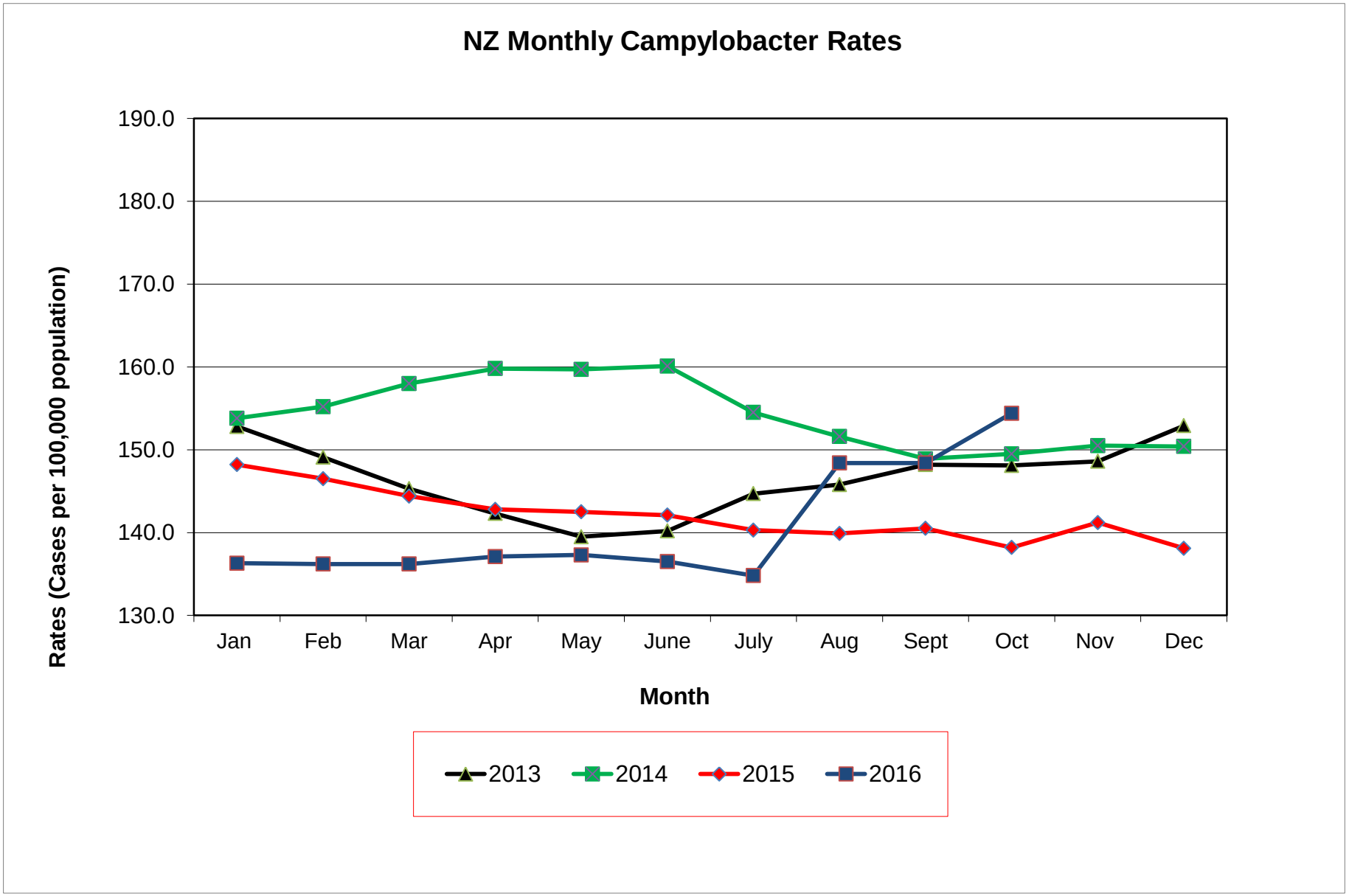
NZ Monthly Campylobacter Rates
Rates (Cases per 100,000 population)
190.0
180.0
170.0
160.0
150.0
140.0
130.0
Jan
Feb
Mar
Apr
May
June
July
Aug
Sept
Oct
Nov
Dec
Month
2013
2014
2015
2016

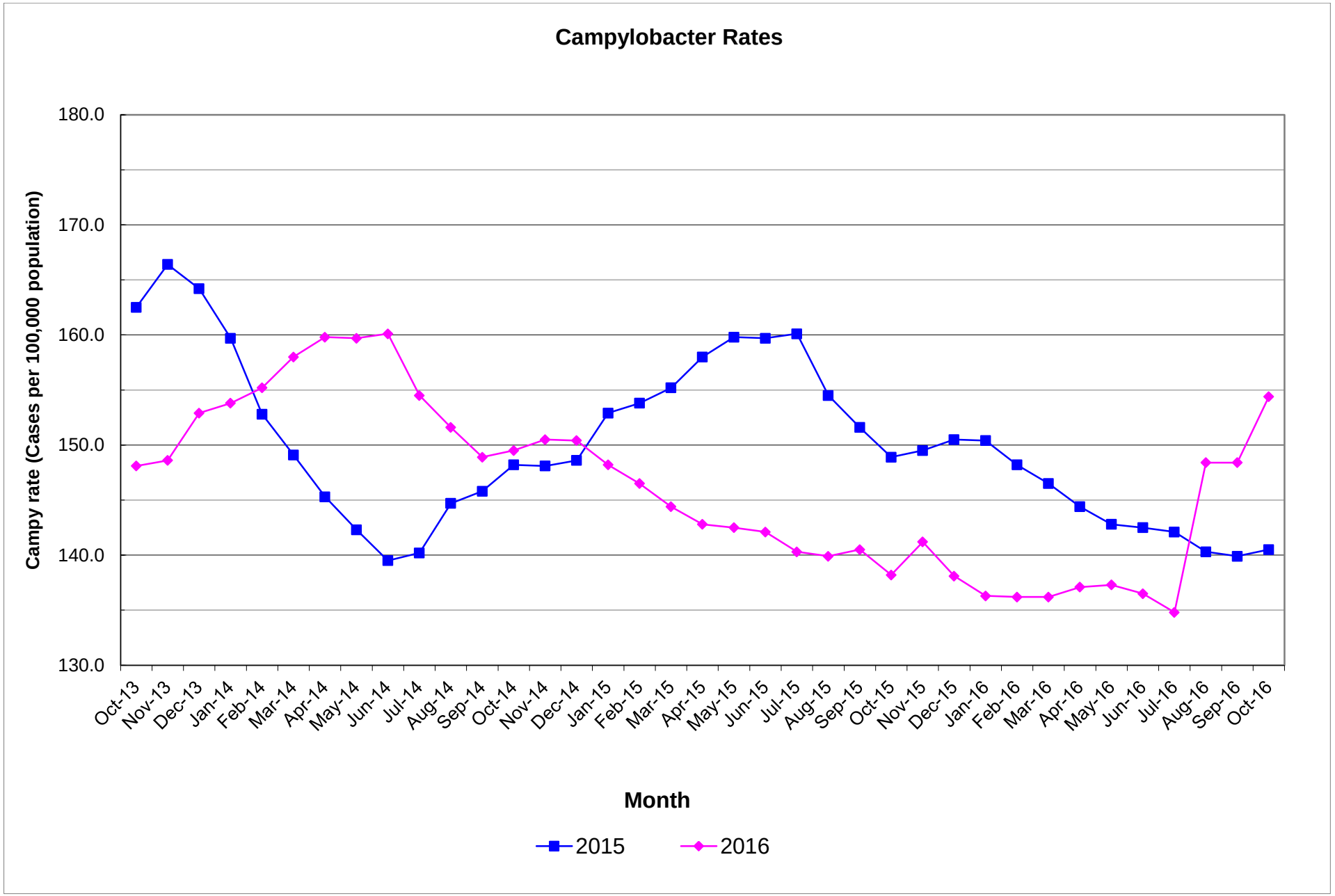
Campylobacter Rates
Campy rate (Cases per 100,000 population)
180.0
170.0
160.0
150.0
140.0
130.0
Oct-13
Nov-13
Dec-13
Jan-14
Feb-14
Mar-14
Apr-14
May-14
Jun-14
Jul-14
Aug-14
Sep-14
Oct-14
Nov-14
Dec-14
Jan-15
Feb-15
Mar-15
Apr-15
May-15
Jun-15
Jul-15
Aug-15
Sep-15
Oct-15
Nov-15
Dec-15
Jan-16
Feb-16
Mar-16
Apr-16
May-16
Jun-16
Jul-16
Aug-16
Sep-16
Oct-16
Month
2015
2016

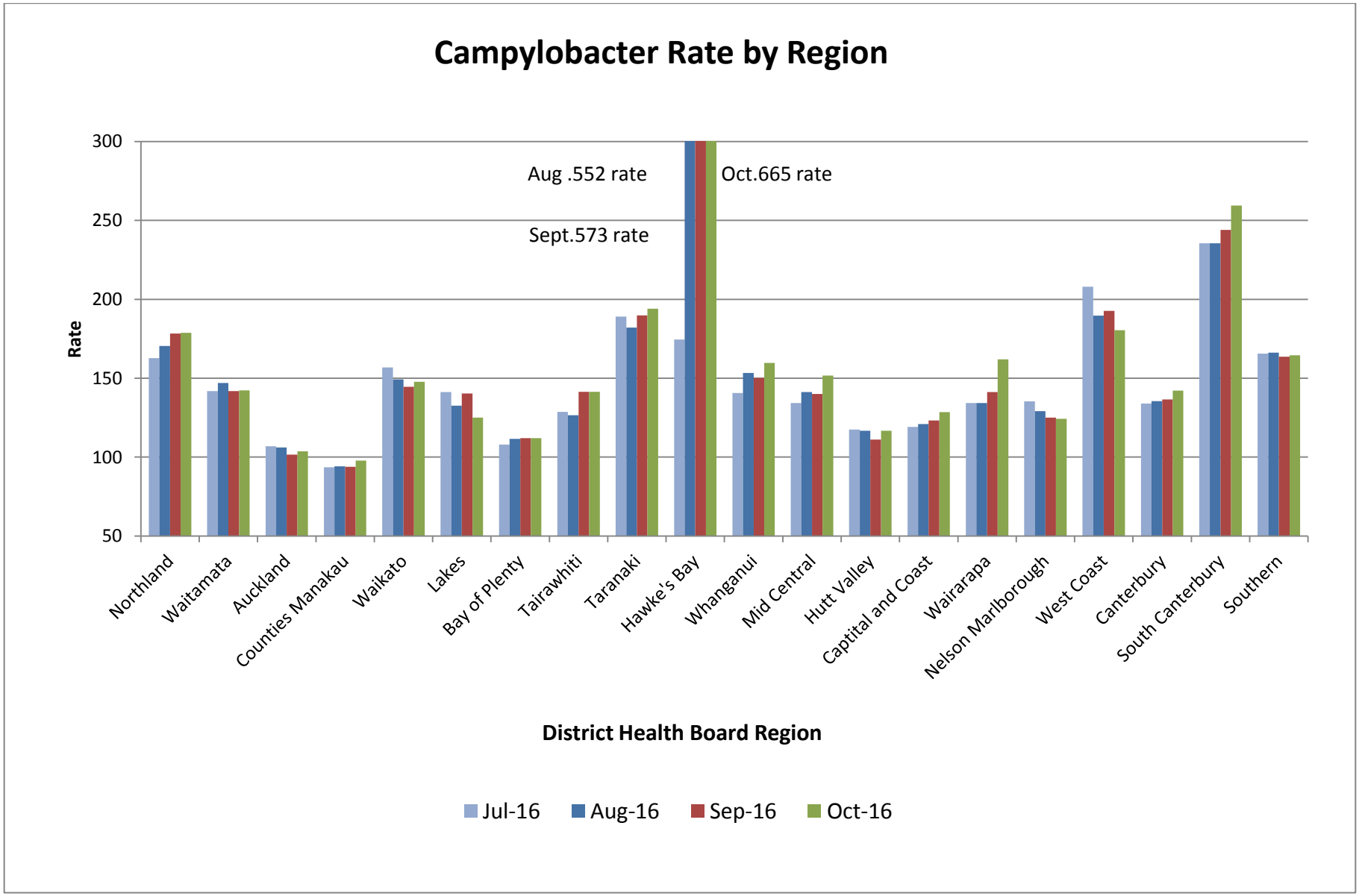
Campylobacter Rate by Region
300
250
200
150
100
50
Rate
Aug .552 rate
Oct.665 rate
Sept.573 rate
Northland
Waitamata
Auckland
Counties Manakau
Waikato
Lakes
Bay of Plenty
Tairawhiti
Taranaki
Hawke's Bay
Whanganui
Mid Central
Hutt Valley
Captital and Coast
Wairarapa
Nelson Marlborough
West Coast
Canterbury
South Canterbury
Southern
District Health Board Region
Jul-16
Aug-16
Sep-16
Oct-16