Month	Campylobacter Cases	Month	Campylobacter cases	Percentage Change
Mar-12	557	**Mar-11**	473	17.76
Apr-12	455	**Apr-11**	411	10.71
May-12	520	**May-11**	482	7.88
Jun-12	342	**Jun-11**	423	-19.15
Jul-12	327	**Jul-11**	491	-33.40
Aug-12	531	**Aug-11**	570	-6.84
Sep-12	552	**Sep-11**	565	-2.30
Oct-12	663	**Oct-11**	546	21.43
Nov-12	707	**Nov-11**	747	-5.35
Dec-12	707	**Dec-11**	971	-27.19
Jan-13	735	**Jan-12**	998	-26.35
Feb-13	514	**Feb-12**	661	-22.24
Mar-13	385	**Mar-12**	557	-30.88
Apr-13	323	**Apr-12**	455	-29.01
May-13	400	**May-12**	521	-23.22
Jun-13	374	**Jun-12**	342	9.36
Jul-13	525	**Jul-12**	327	60.55
Aug-13	637	**Aug-12**	531	19.96
Sep-13	666	**Sep-12**	552	20.65
Oct-13	653	**Oct-12**	663	-1.51
Nov-13	733	**Nov-12**	707	3.68
Dec-13	898	**Dec-12**	707	27.02
Jan-14	776	**Jan-13**	735	5.58
Feb-14	535	**Feb-13**	514	4.09
Mar-14	**511**	**Mar-13**	**385**	**32.73**
Total (last 12 months)	**7031**	**Total (last 12 months)**	**6439**	**9.19**
Total (2013)	6843	**Total (2012)**	7021	-2.54
Total (2012)	7021	**Total (2011)**	6685	5.03
Total (2011)	6685	**Total (2010)**	7338	-8.90
Total (2010)	7338	**Total (2009)**	7177	2.24
Total (2009)	7177	**Total (2008)**	6694	7.22
Total (2008)	6694	**Total (2007)**	12778	-47.61
Total (2007)	12778	**Total (2006)**	15874	-19.50
Total (2006)	15874	**Total (2005)**	13836	14.73

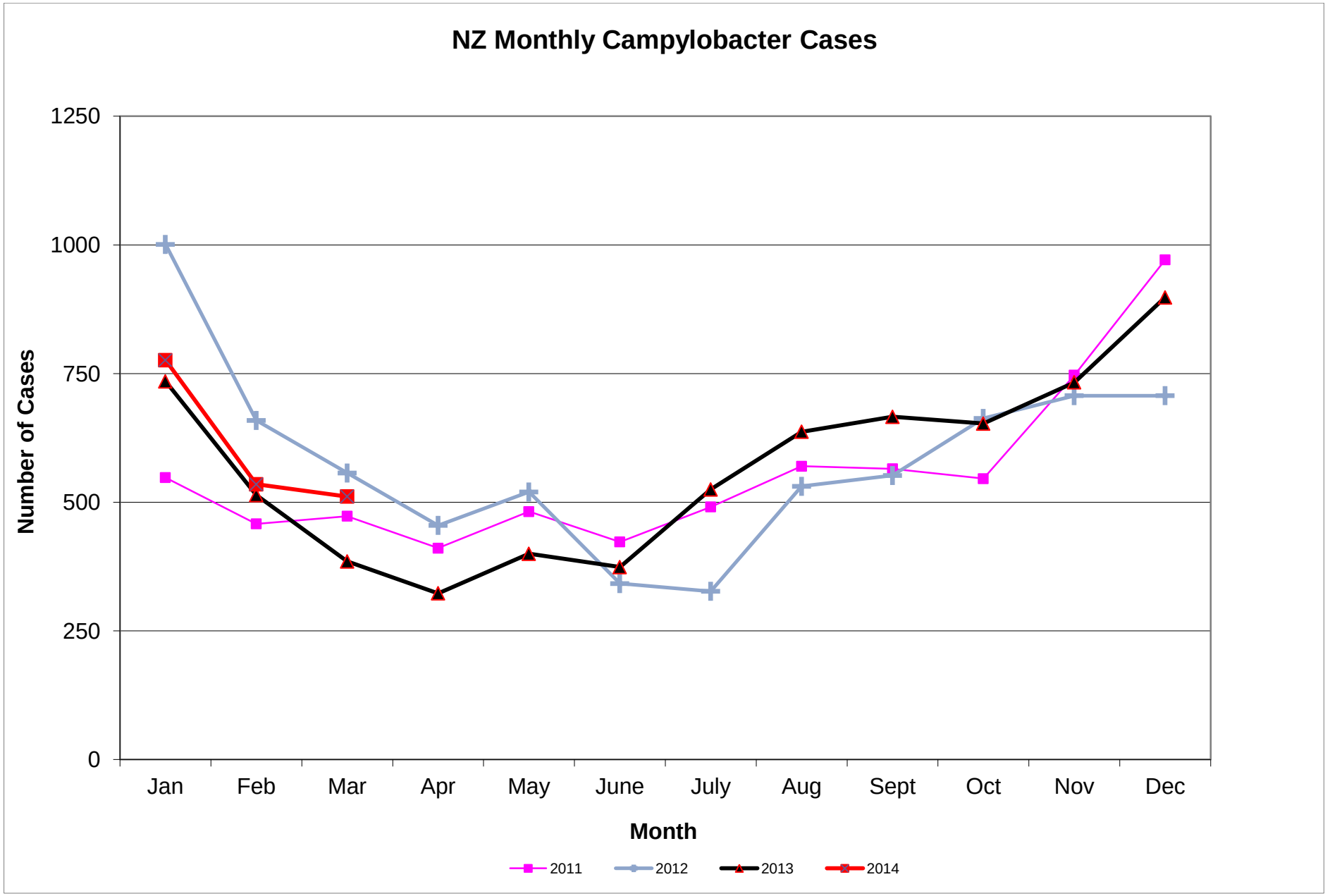
NZ Monthly Campylobacter Cases
1250
1000
750
500
250
0
Number of Cases
Jan
Feb
Mar
Apr
May
June
July
Aug
Sept
Oct
Nov
Dec
Month
2011
2012
2013
2014

Campylobacter Cases

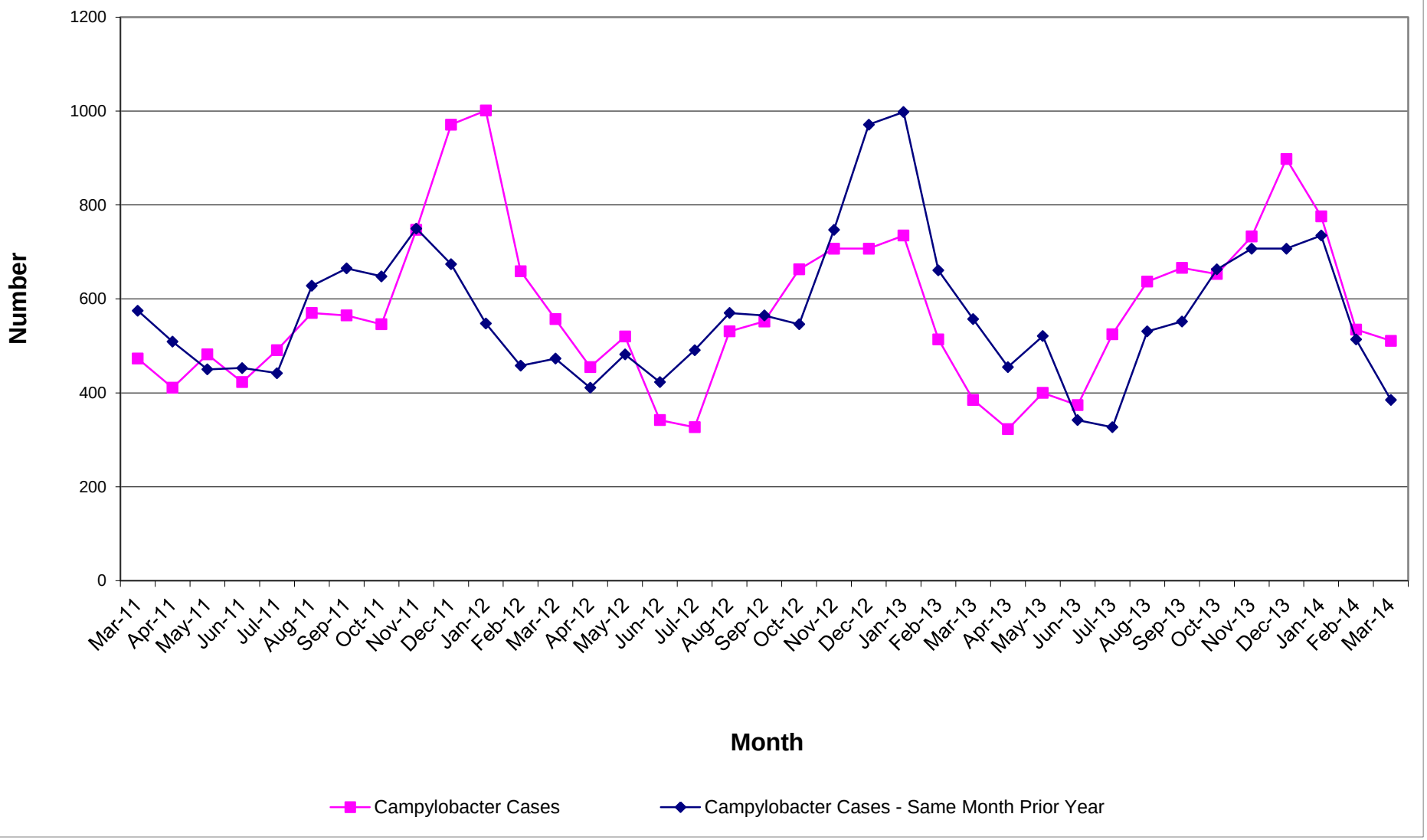

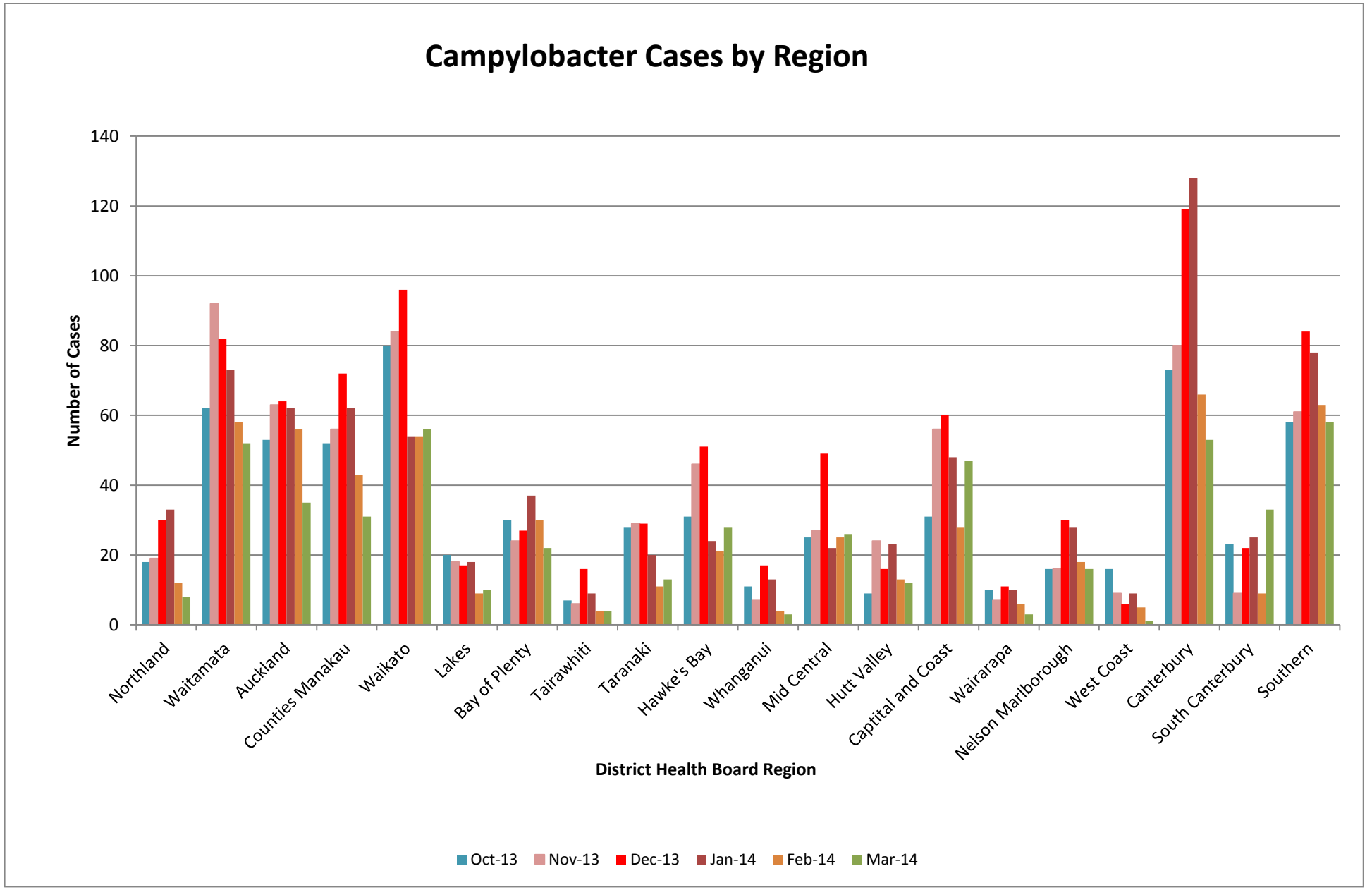
Campylobacter Cases by Region
Number of Cases
140
120
100
80
60
40
20
0
Northland
Waitamata
Auckland
Counties Manakau
Waikato
Lakes
Bay of Plenty
Tairawhiti
Taranaki
Hawke's Bay
Whanganui
Mid Central
Hutt Valley
Captital and Coast
Wairarapa
Nelson Marlborough
West Coast
Canterbury
South Canterbury
Southern
District Health Board Region
Oct-13
Nov-13
Dec-13
Jan-14
Feb-14
Mar-14

Month	Campylobacter Rates	Month	Campylobacter Rates	Percentage Change
Mar-12	168.5	**Mar-11**	153.6	9.7
Apr-12	169.5	**Apr-11**	151.3	12.0
May-12	170.5	**May-11**	152.1	12.1
Jun-12	168.6	**Jun-11**	151.4	11.4
Jul-12	163.8	**Jul-11**	151.2	8.3
Aug-12	162.8	**Aug-11**	151.1	7.7
Sep-12	162.5	**Sep-11**	147.6	10.1
Oct-12	166.4	**Oct-11**	145.3	14.5
Nov-12	164.2	**Nov-11**	146.4	12.2
Dec-12	159.7	**Dec-11**	151.8	5.2
Jan-13	152.8	**Jan-12**	162.0	-5.7
Feb-13	149.1	**Feb-12**	166.6	-10.5
Mar-13	145.3	**Mar-12**	168.5	-13.8
Apr-13	142.3	**Apr-12**	169.5	-16.0
May-13	139.5	**May-12**	170.4	-18.1
Jun-13	140.3	**Jun-12**	168.6	-16.8
Jul-13	144.7	**Jul-12**	163.8	-11.7
Aug-13	147.0	**Aug-12**	162.8	-9.7
Sep-13	149.6	**Sep-12**	162.5	-7.9
Oct-13	149.4	**Oct-12**	165.1	-9.5
Nov-13	150.0	**Nov-12**	164.2	-8.6
Dec-13	154.2	**Dec-12**	158.3	-2.6
Jan-14	153.8	**Jan-13**	152.4	0.9
Feb-14	154.3	**Feb-13**	149.1	3.5
Mar-14	**157.1**	**Mar-13**	**145.2**	**8.2**
Average (Last 12 Months)	**148.5**	**Average (Last 12 Months)**	**161.0**	**-7.7**
Average (2013)	147.5	**Average (2012)**	164.7	-10.4
Average (2012	165.6	**Average (2011)**	151.6	9.2
Average (2011)	151.6	**Average (2010)**	174.2	-13.0
Average (2010)	174.2	**Average (2009)**	162.6	7.1
Average (2009)	162.6	**Average (2008)**	201.6	-19.3
Average (2008)	201.6	**Average (2007)**	365.1	-44.8
Average (2007)	365.1	**Average (2006)**	415.0	-12.0
Average (2006)	415.0	**Average (2005)**	333.7	24.4

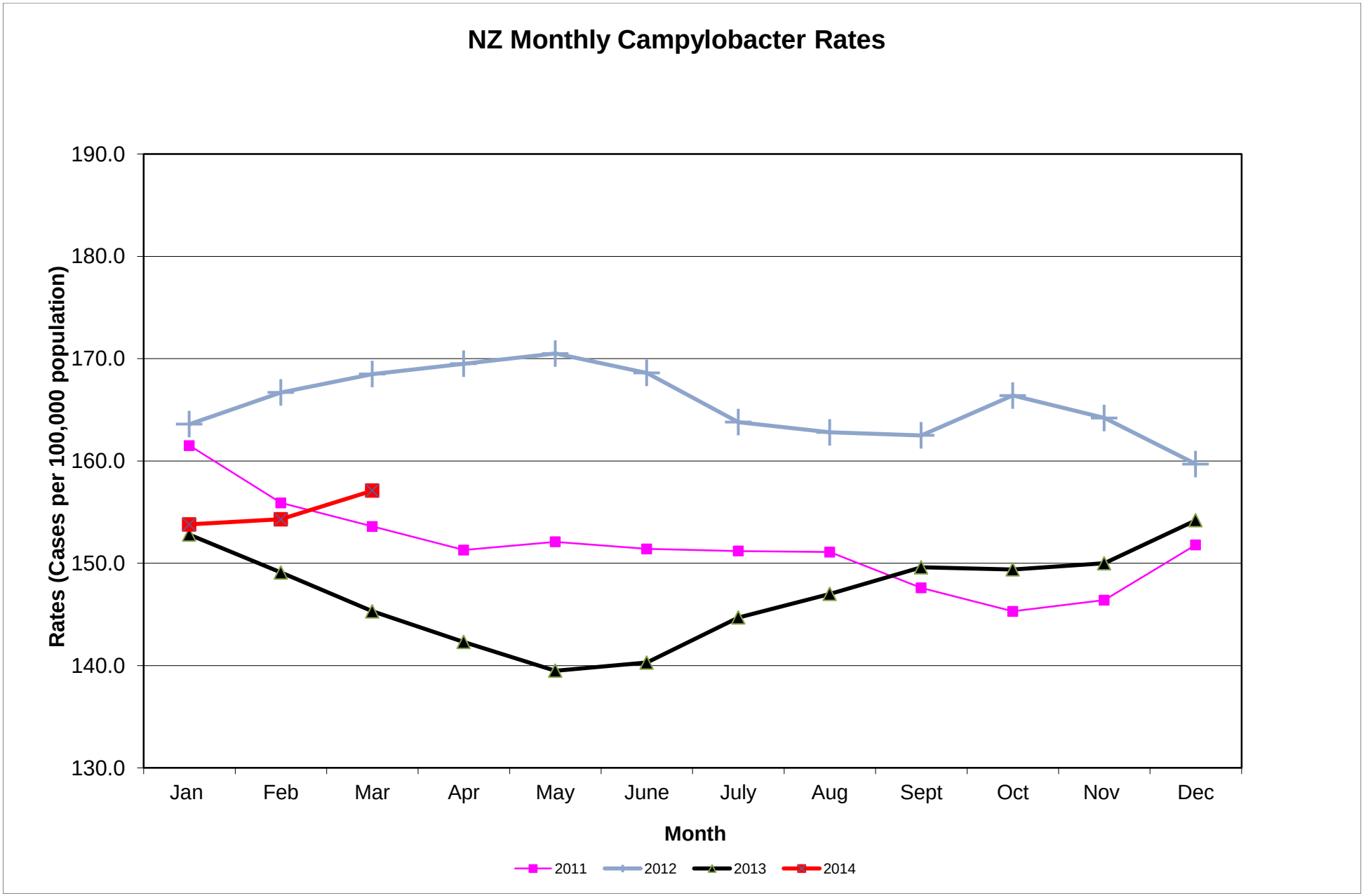
NZ Monthly Campylobacter Rates
190.0
180.0
170.0
160.0
150.0
140.0
130.0
Rates (Cases per 100,000 population)
Jan
Feb
Mar
Apr
May
June
July
Aug
Sept
Oct
Nov
Dec
Month
2011
2012
2013
2014

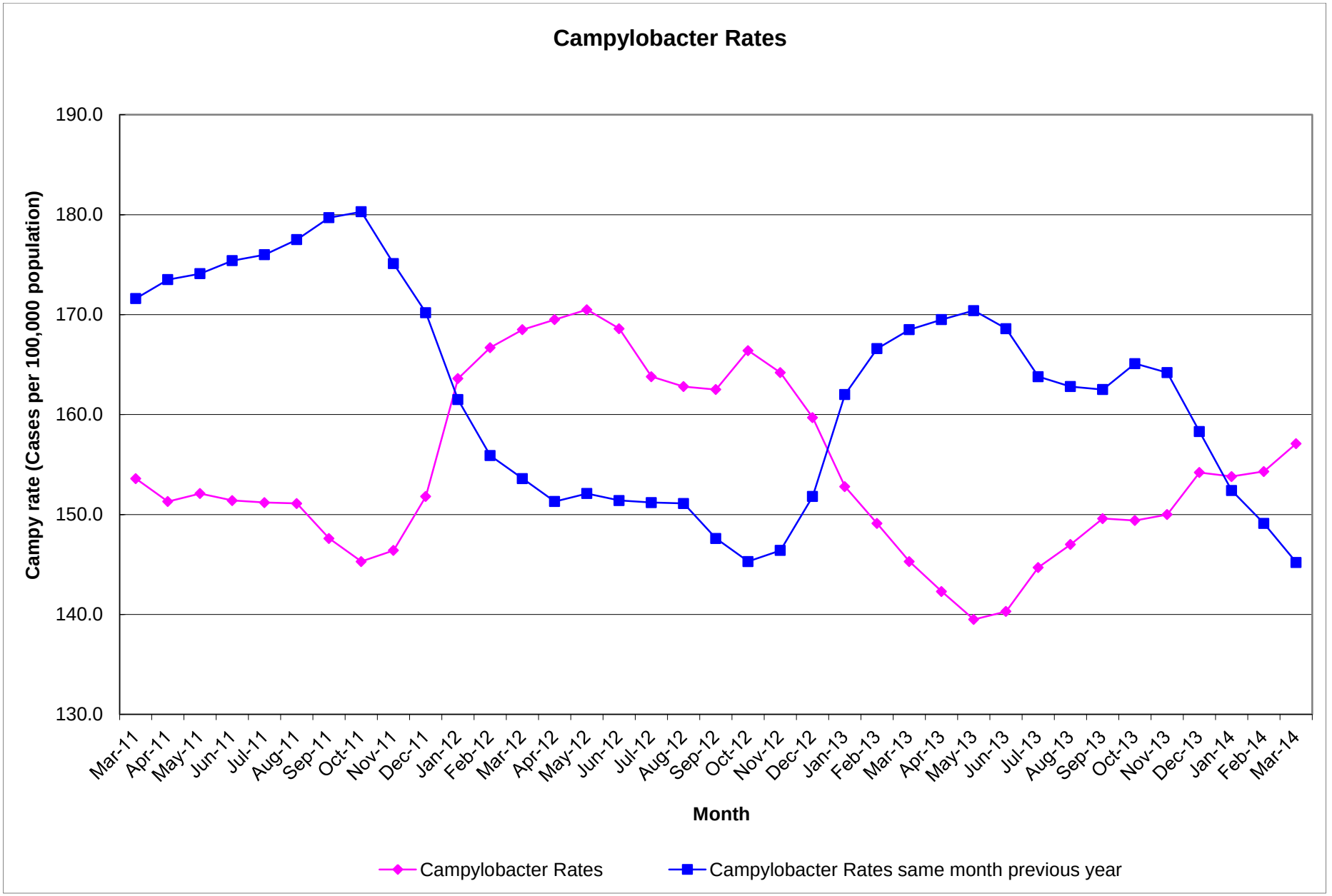
Campylobacter Rates
Campy rate (Cases per 100,000 population)
190.0
180.0
170.0
160.0
150.0
140.0
130.0
Mar-11
Apr-11
May-11
Jun-11
Jul-11
Aug-11
Sep-11
Oct-11
Nov-11
Dec-11
Jan-12
Feb-12
Mar-12
Apr-12
May-12
Jun-12
Jul-12
Aug-12
Sep-12
Oct-12
Nov-12
Dec-12
Jan-13
Feb-13
Mar-13
Apr-13
May-13
Jun-13
Jul-13
Aug-13
Sep-13
Oct-13
Nov-13
Dec-13
Jan-14
Feb-14
Mar-14
Month
Campylobacter Rates
Campylobacter Rates same month previous year

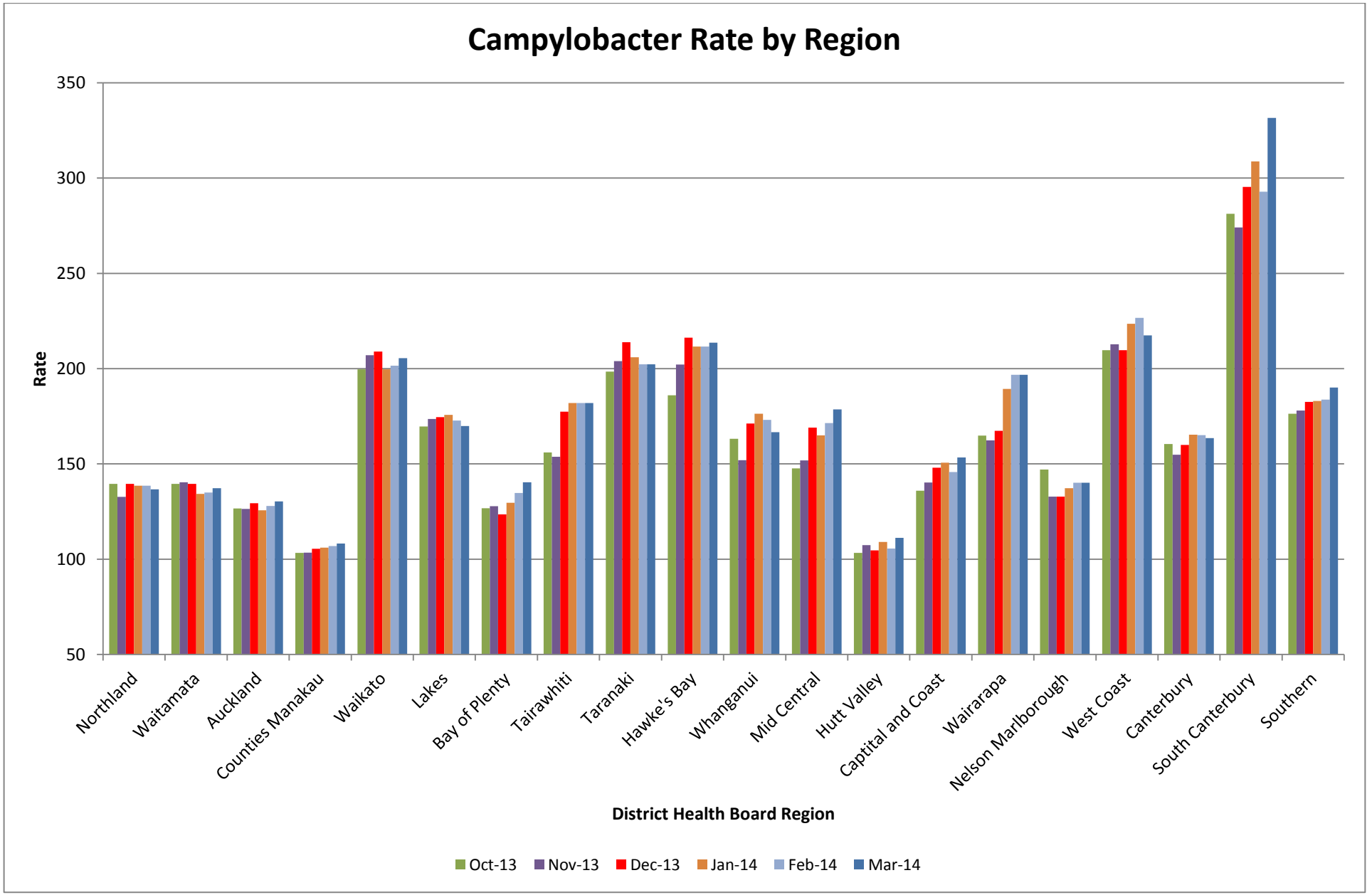
Campylobacter Rate by Region
350
300
250
200
150
100
50
Rate
Northland
Waitamata
Auckland
Counties Manakau
Waikato
Lakes
Bay of Plenty
Tairawhiti
Taranaki
Hawke's Bay
Whanganui
Mid Central
Hutt Valley
Captital and Coast
Wairarapa
Nelson Marlborough
West Coast
Canterbury
South Canterbury
Southern
District Health Board Region
Oct-13
Nov-13
Dec-13
Jan-14
Feb-14
Mar-14