Month	Campylobacter Cases	Month	Campylobacter cases	Percentage Change
Jun-15	371	Jun-14	388	-4.38
Jul-15	420	Jul-14	380	10.53
Aug-15	488	Aug-14	506	-3.56
Sep-15	570	Sep-14	545	4.59
Oct-15	579	Oct-14	682	-15.10
Nov-15	779	Nov-14	776	0.39
Dec-15	756	Dec-14	893	-15.34
Jan-16	720	Jan-15	676	6.51
Feb-16	454	Feb-15	455	-0.22
Mar-16	418	Mar-15	417	0.24
Apr-16	364	Apr-15	327	11.31
May-16	391	May-15	380	2.89
Jun-16	334	Jun-15	371	-9.97
Jul-16	342	Jul-15	420	-18.57
Aug-16	1114	Aug-15	488	128.28
Sep-16	571	Sep-15	570	0.18
Oct-16	856	Oct-15	579	47.84
Nov-16	1103	Nov-15	779	41.59
Dec-16	796	Dec-15	756	5.29
Jan-17	663	Jan-16	720	-7.92
Feb-17	558	Feb-16	454	22.91
Mar-17	436	Mar-16	418	4.31
Apr-17	372	Apr-16	364	2.20
May-17	430	May-16	391	9.97
Jun-17	369	Jun-16	334	10.48
Total (last 12 months)	7610	Total (last 12 months)	6273	21.31
Total (2016)	7463	Total (2015)	6218	20.02
Total (2015)	6218	Total (2014)	6782	-8.32
Total (2014)	6782	Total (2013)	6837	-0.80
Total (2013)	6837	Total (2012)	7021	-2.62
Total (2012)	7021	Total (2011)	6685	5.03
Total (2011)	6685	Total (2010)	7338	-8.90
Total (2010)	7338	Total (2009)	7177	2.24
Total (2009)	7177	Total (2008)	6694	7.22

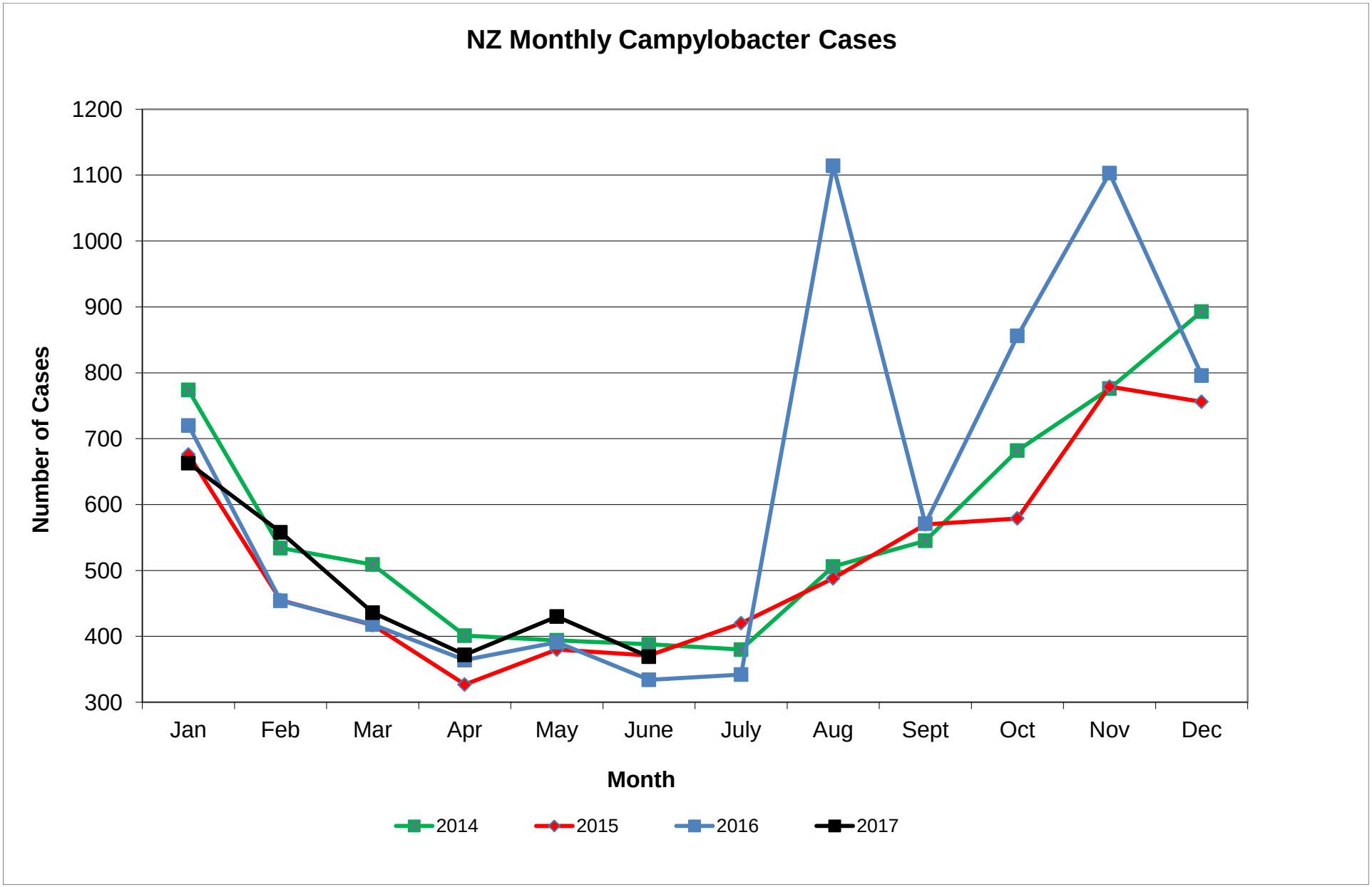
NZ Monthly Campylobacter Cases
Number of Cases
1200
1100
1000
900
800
700
600
500
400
300
Jan
Feb
Mar
Apr
May
June
July
Aug
Sept
Oct
Nov
Dec
Month
2014
2015
2016
2017

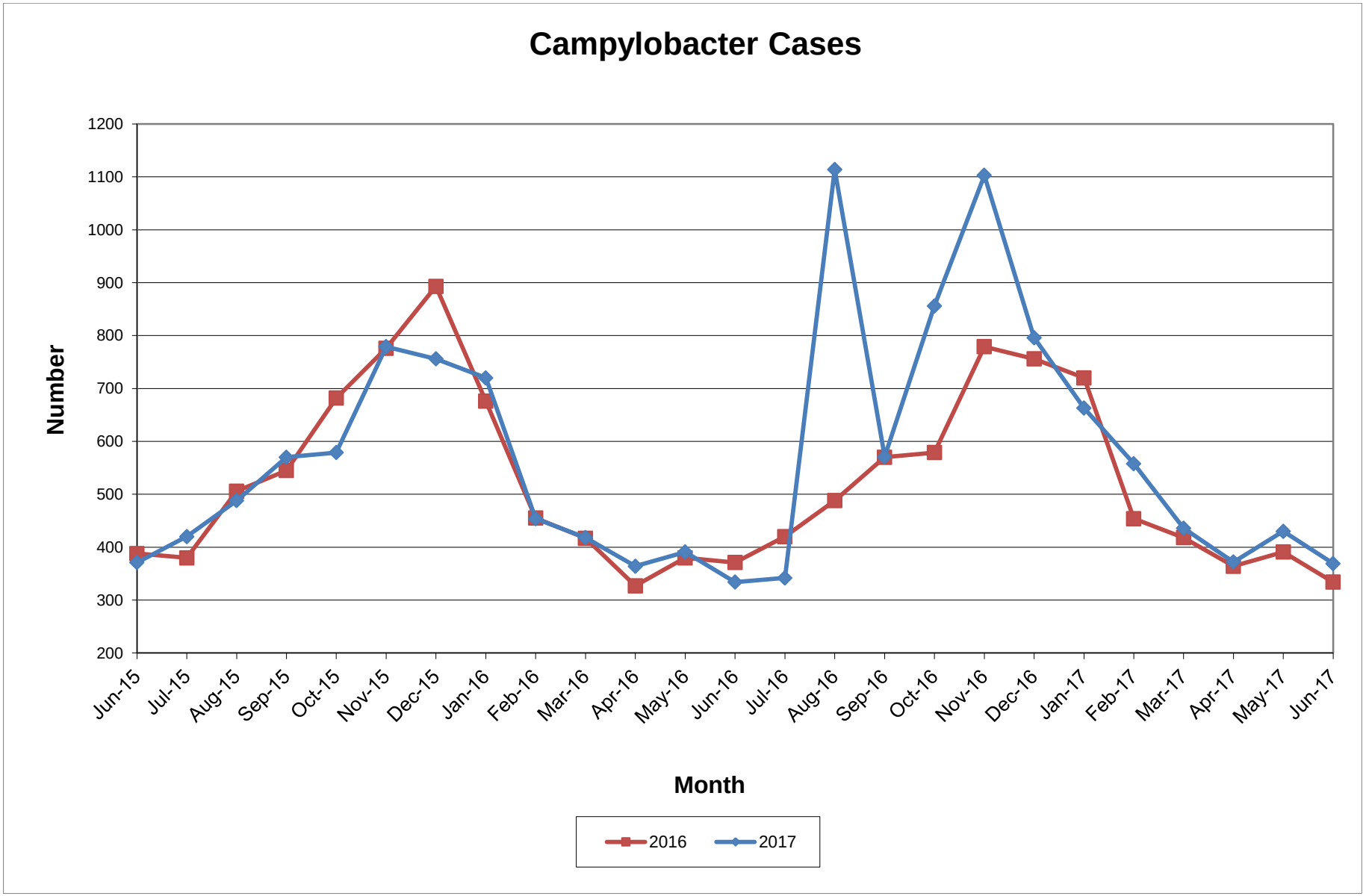
Campylobacter Cases
Number
1200
1100
1000
900
800
700
600
500
400
300
200
Jun-15
Jul-15
Aug-15
Sep-15
Oct-15
Nov-15
Dec-15
Jan-16
Feb-16
Mar-16
Apr-16
May-16
Jun-16
Jul-16
Aug-16
Sep-16
Oct-16
Nov-16
Dec-16
Jan-17
Feb-17
Mar-17
Apr-17
May-17
Jun-17
Month
2016
2017

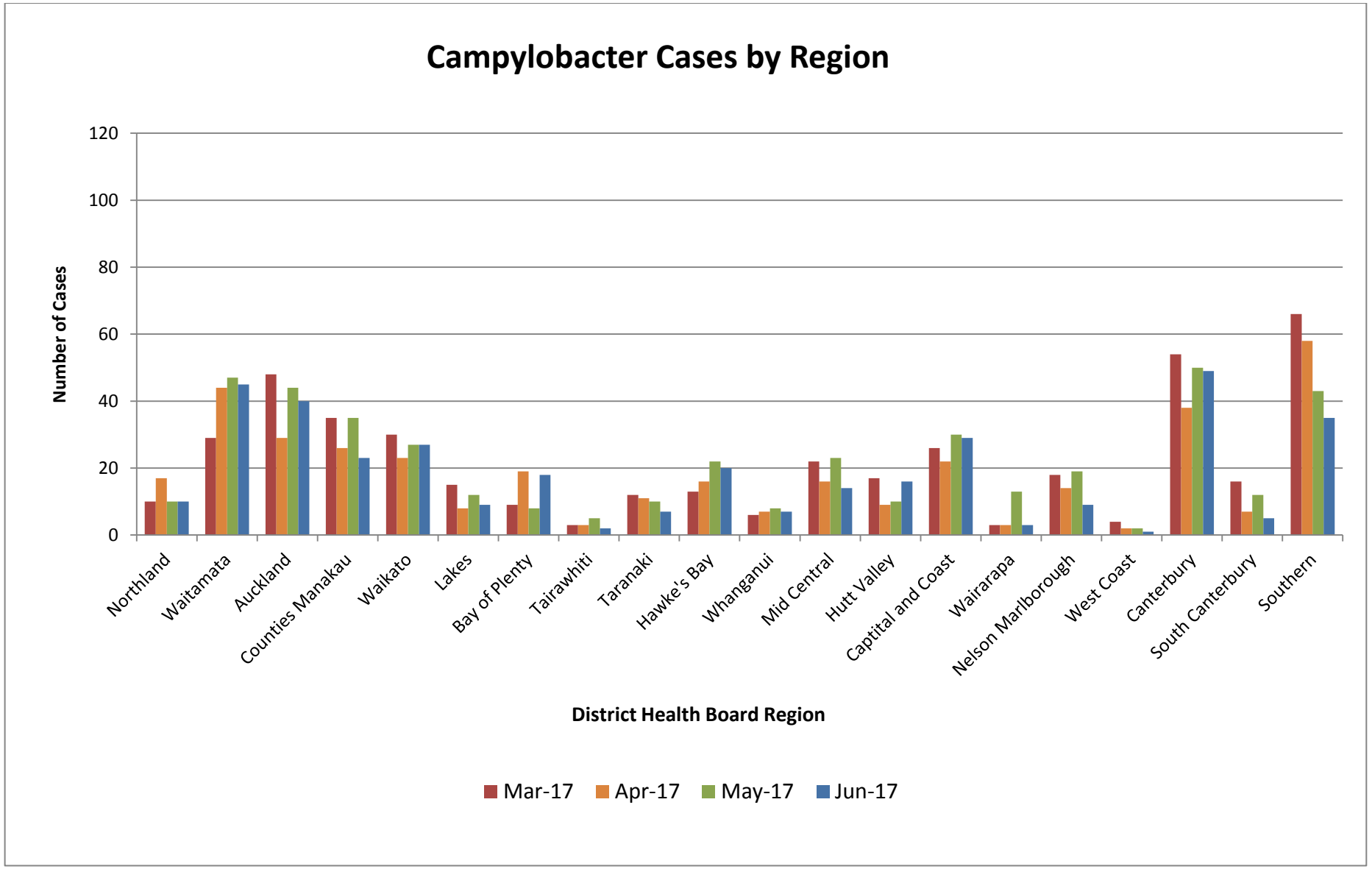
Campylobacter Cases by Region
Number of Cases
120
100
80
60
40
20
0
Northland
Waitamata
Auckland
Counties Manakau
Waikato
Lakes
Bay of Plenty
Tairawhiti
Taranaki
Hawke's Bay
Whanganui
Mid Central
Hutt Valley
Captital and Coast
Wairarapa
Nelson Marlborough
West Coast
Canterbury
South Canterbury
Southern
District Health Board Region
Mar-17
Apr-17
May-17
Jun-17

Month	Campylobacter Rates	Month	Campylobacter Rates	Percentage Change
Jun-15	142.1	Jun-14	160.1	-11.2
Jul-15	140.3	Jul-14	154.5	-9.2
Aug-15	139.9	Aug-14	151.6	-7.7
Sep-15	140.5	Sep-14	148.9	-5.6
Oct-15	138.2	Oct-14	149.5	-7.6
Nov-15	138.3	Nov-14	150.5	-8.1
Dec-15	135.3	Dec-14	150.4	-10.0
Jan-16	136.3	Jan-15	148.2	-8.0
Feb-16	136.2	Feb-15	146.5	-7.0
Mar-16	136.3	Mar-15	144.4	-5.6
Apr-16	137.1	Apr-15	142.8	-4.0
May-16	137.3	May-15	142.5	-3.6
Jun-16	136.5	Jun-15	142.1	-3.9
Jul-16	134.8	Jul-15	140.3	-3.9
Aug-16	148.4	Aug-15	139.9	6.1
Sep-16	148.4	Sep-15	140.5	5.6
Oct-16	154.4	Oct-15	138.2	11.7
Nov-16	161.4	Nov-15	138.3	16.7
Dec-16	162.3	Dec-15	135.3	20.0
Jan-17	161.0	Jan-16	136.3	18.1
Feb-17	159.9	Feb-16	136.2	17.4
Mar-17	160.2	Mar-16	136.3	17.5
Apr-17	159.2	Apr-16	137.1	16.1
May-17	160.0	May-16	137.3	16.5
Jun-17	160.7	Jun-16	136.5	17.7
Average (last 12 months)	155.9	Average (last 12 months)	137.7	13.2
Average (2016)	144.1	Average (2015)	141.6	1.8
Average (2015)	141.6	Average (2014)	154.3	-8.3
Average (2014)	154.3	Average (2013)	146.5	5.4
Average (2013)	146.5	Average (2012)	165.6	-11.5
Average (2012	165.6	Average (2011)	151.6	9.2
Average (2011)	151.6	Average (2010)	174.2	-13.0
Average (2010)	174.2	Average (2009)	162.6	7.1
Average (2009)	162.6	Average (2008)	201.6	-19.3

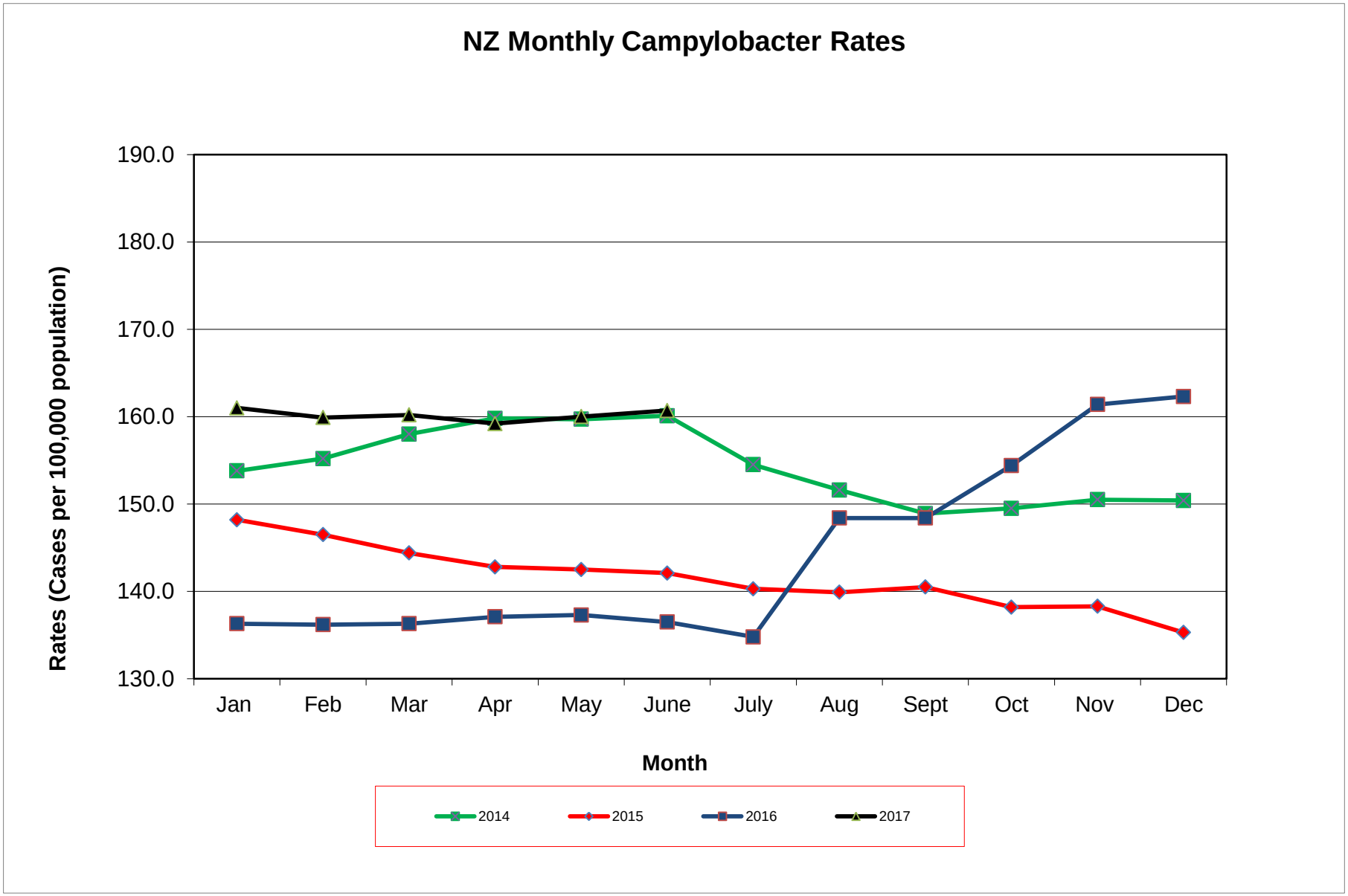
NZ Monthly Campylobacter Rates
Rates (Cases per 100,000 population)
190.0
180.0
170.0
160.0
150.0
140.0
130.0
Jan
Feb
Mar
Apr
May
June
July
Aug
Sept
Oct
Nov
Dec
Month
2014
2015
2016
2017

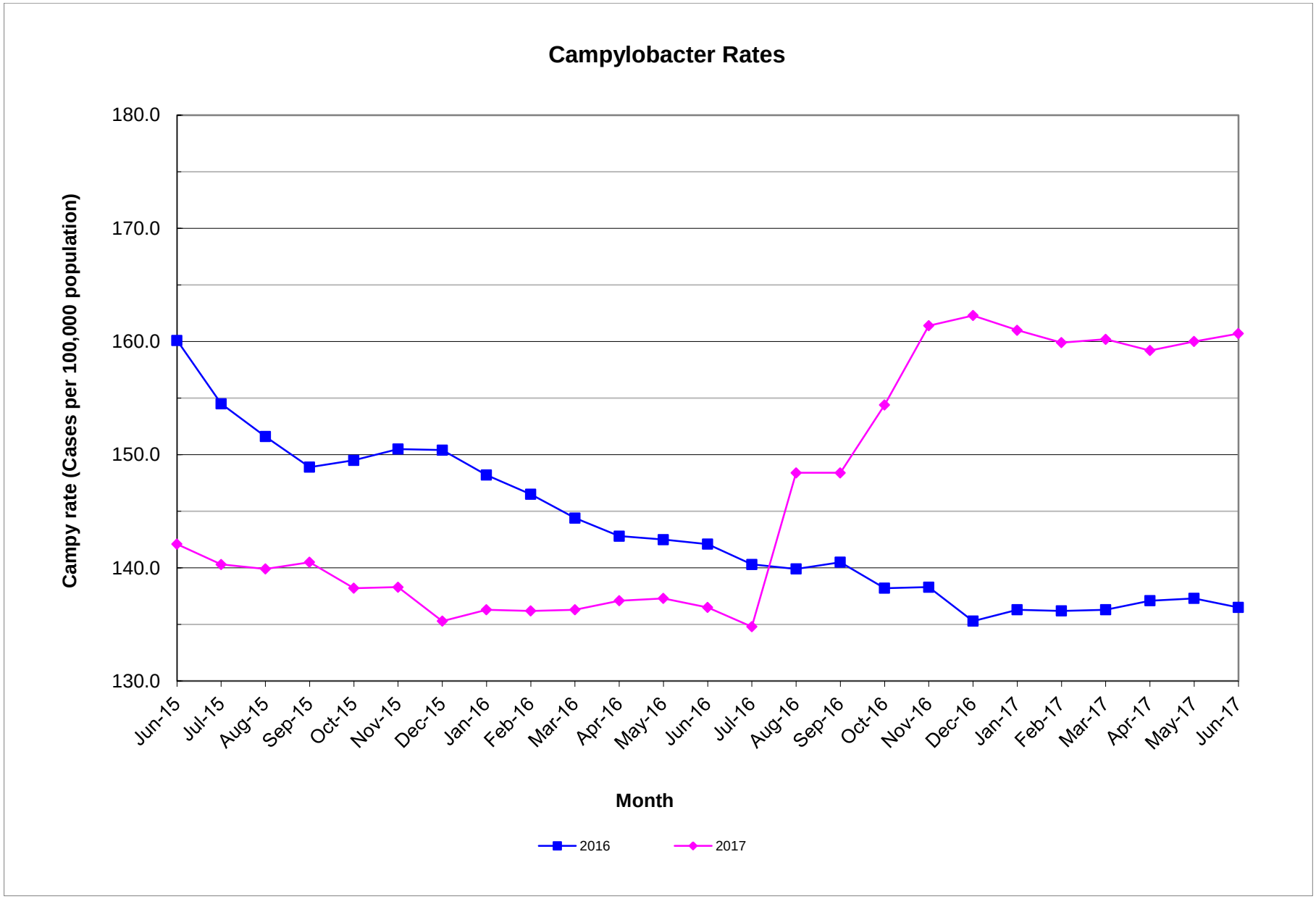
Campylobacter Rates
Campy rate (Cases per 100,000 population)
180.0
170.0
160.0
150.0
140.0
130.0
Jun-15
Jul-15
Aug-15
Sep-15
Oct-15
Nov-15
Dec-15
Jan-16
Feb-16
Mar-16
Apr-16
May-16
Jun-16
Jul-16
Aug-16
Sep-16
Oct-16
Nov-16
Dec-16
Jan-17
Feb-17
Mar-17
Apr-17
May-17
Jun-17
Month
2016
2017

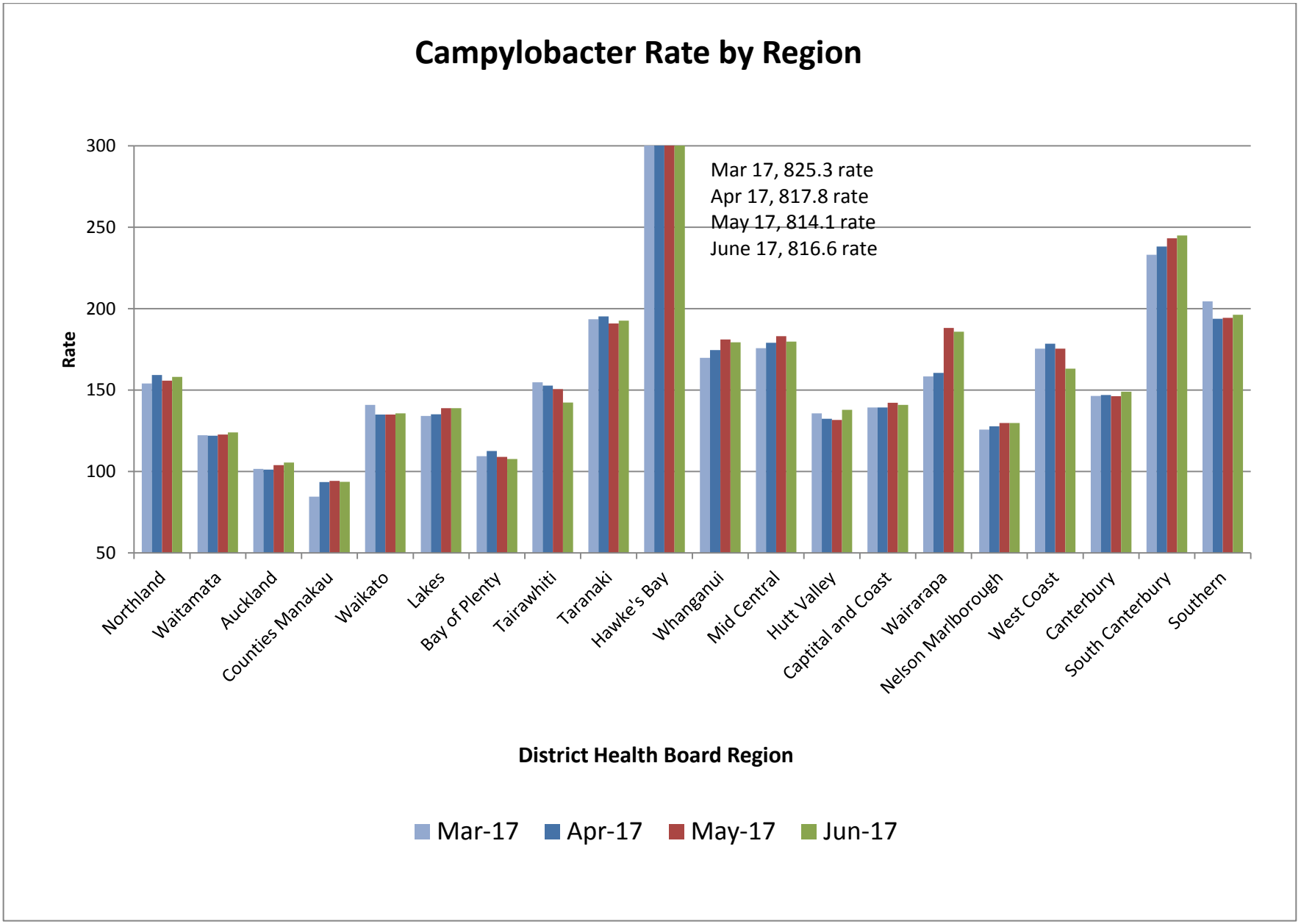
Campylobacter Rate by Region
Rate
300
250
200
150
100
50
Mar 17, 825.3 rate
Apr 17, 817.8 rate
May 17, 814.1 rate
June 17, 816.6 rate
Northland
Waitamata
Auckland
Counties Manakau
Waikato
Lakes
Bay of Plenty
Tairawhiti
Taranaki
Hawke's Bay
Whanganui
Mid Central
Hutt Valley
Captital and Coast
Wairarapa
Nelson Marlborough
West Coast
Canterbury
South Canterbury
Southern
District Health Board Region
Mar-17
Apr-17
May-17
Jun-17