Month	Campylobacter Cases	Month	Campylobacter cases	Percentage Change
Jun-13	373	Jun-12	342	9.06
Jul-13	524	Jul-12	327	60.24
Aug-13	637	Aug-12	531	19.96
Sep-13	663	Sep-12	552	20.11
Oct-13	656	Oct-12	663	-1.06
Nov-13	731	Nov-12	707	3.39
Dec-13	899	Dec-12	707	27.16
Jan-14	774	Jan-13	735	5.31
Feb-14	534	Feb-13	514	3.89
Mar-14	509	Mar-13	385	32.21
Apr-14	401	Apr-13	324	23.77
May-14	394	May-13	396	-0.51
Jun-14	388	Jun-13	373	4.02
Jul-14	380	Jul-13	524	-27.48
Aug-14	504	Aug-13	637	-20.88
Sep-14	546	Sep-13	663	-17.65
Oct-14	681	Oct-13	656	3.81
Nov-14	776	Nov-13	731	6.16
Dec-14	881	Dec-13	899	-2.00
Jan-15	677	Jan-14	774	-12.53
Feb-15	456	Feb-14	534	-14.61
Mar-15	418	Mar-14	509	-17.88
Apr-15	327	Apr-14	401	-18.45
May-15	384	May-14	394	-2.54
Jun-15	372	Jun-14	388	-4.12
Total (last 12 months)	6402	Total (last 12 months)	7110	-9.96
Total (2014)	6768	Total (2013)	6837	-1.01
Total (2013)	6837	Total (2012)	7021	-2.62
Total (2012)	7021	Total (2011)	6685	5.03
Total (2011)	6685	Total (2010)	7338	-8.90
Total (2010)	7338	Total (2009)	7177	2.24
Total (2009)	7177	Total (2008)	6694	7.22
Total (2008)	6694	Total (2007)	12778	-47.61
Total (2007)	12778	Total (2006)	15874	-19.50

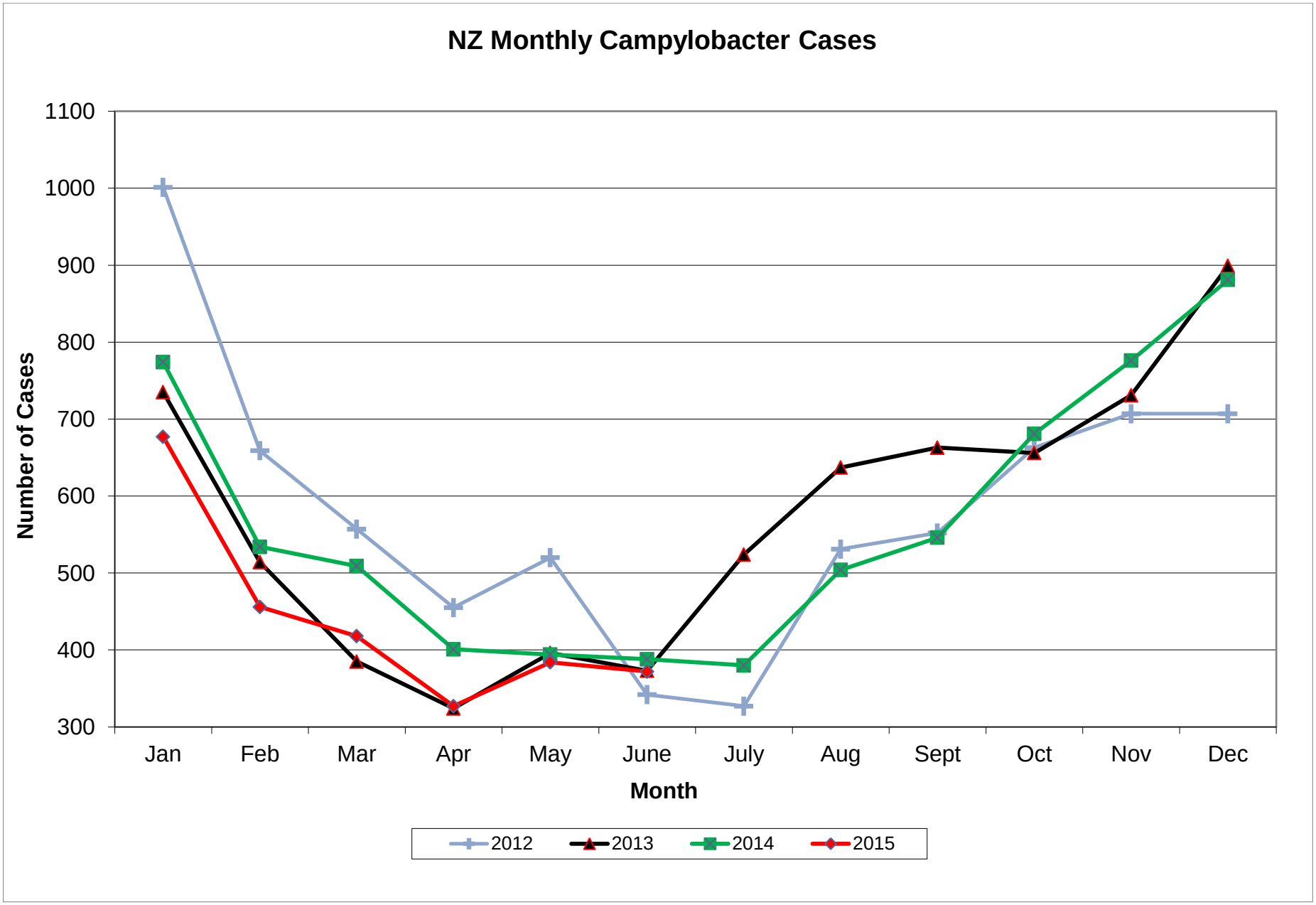
NZ Monthly Campylobacter Cases
1100
1000
900
800
700
600
500
400
300
Number of Cases
Jan
Feb
Mar
Apr
May
June
July
Aug
Sept
Oct
Nov
Dec
Month
2012
2013
2014
2015

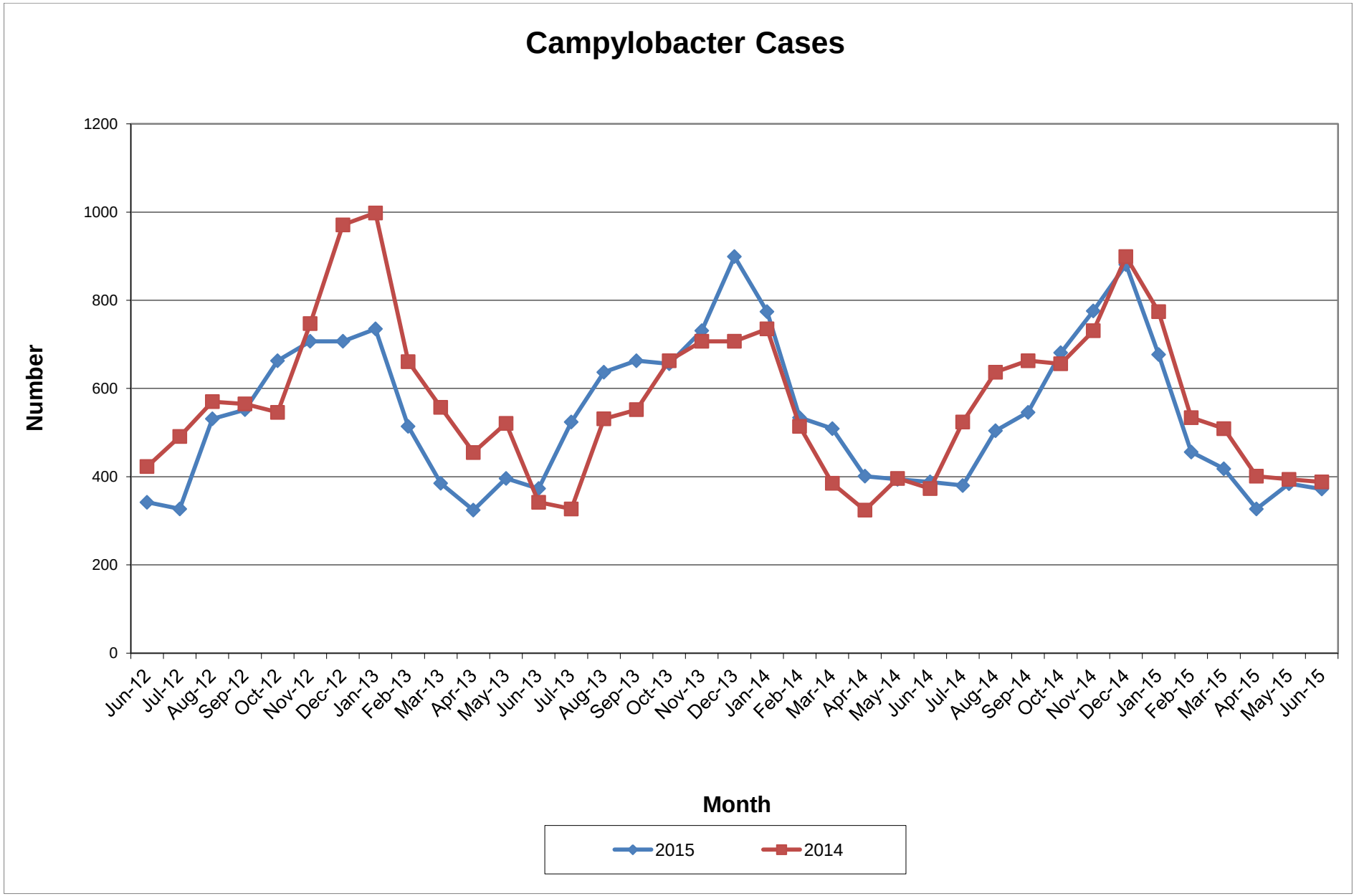
Campylobacter Cases
Number
1200
1000
800
600
400
200
0
Jun-12
Jul-12
Aug-12
Sep-12
Oct-12
Nov-12
Dec-12
Jan-13
Feb-13
Mar-13
Apr-13
May-13
Jun-13
Jul-13
Aug-13
Sep-13
Oct-13
Nov-13
Dec-13
Jan-14
Feb-14
Mar-14
Apr-14
May-14
Jun-14
Jul-14
Aug-14
Sep-14
Oct-14
Nov-14
Dec-14
Jan-15
Feb-15
Mar-15
Apr-15
May-15
Jun-15
Month
2015
2014

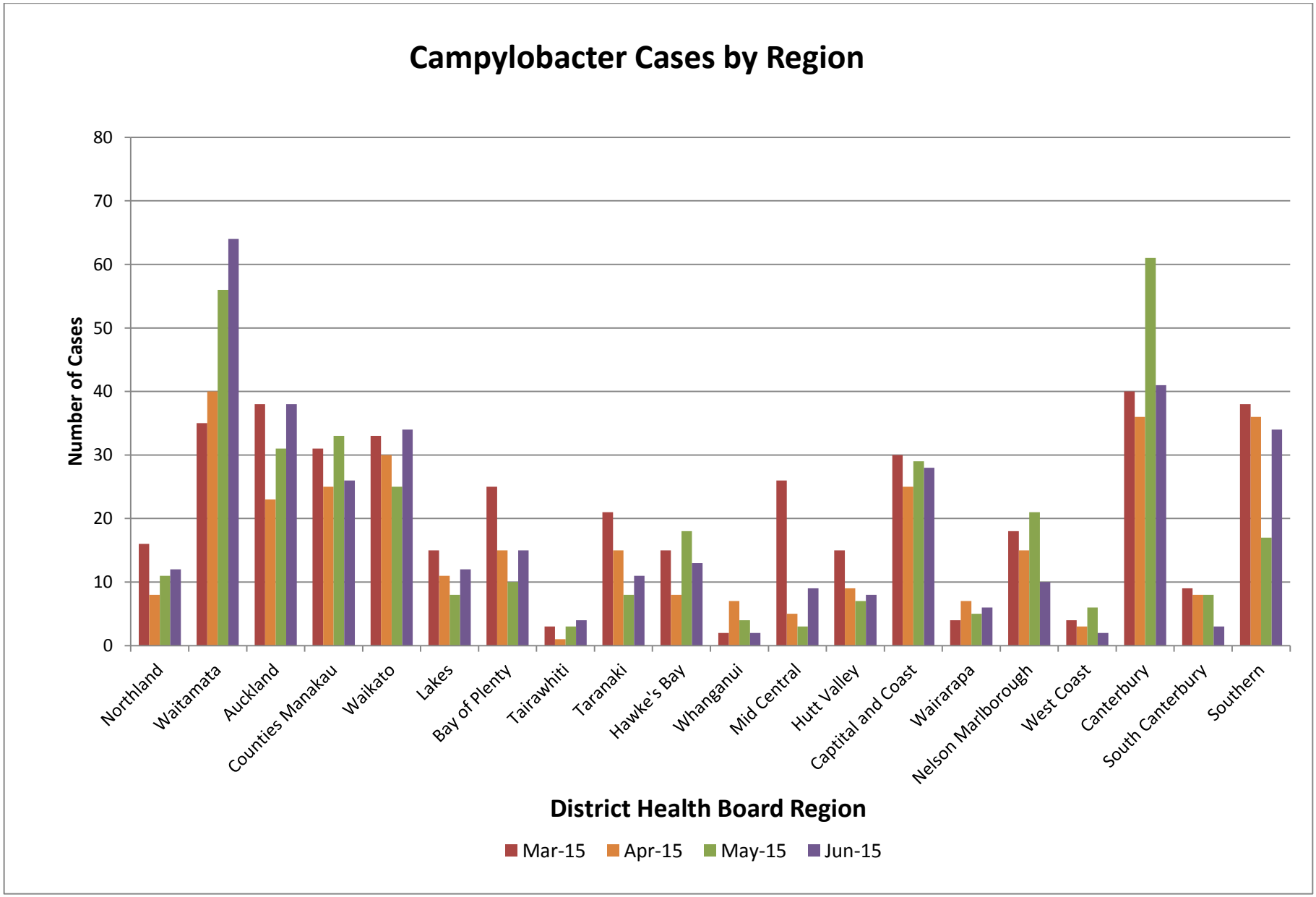
Campylobacter Cases by Region
Number of Cases
80
70
60
50
40
30
20
10
0
Northland
Waitamata
Auckland
Counties Manakau
Waikato
Lakes
Bay of Plenty
Tairawhiti
Taranaki
Hawke's Bay
Whanganui
Mid Central
Hutt Valley
Captital and Coast
Wairarapa
Nelson Marlborough
West Coast
Canterbury
South Canterbury
Southern
District Health Board Region
Mar-15
Apr-15
May-15
Jun-15

Month	Campylobacter Rates	Month	Campylobacter Rates	Percentage Change
Jun-13	140.2	Jun-12	168.6	-16.8
Jul-13	144.7	Jul-12	163.8	-11.7
Aug-13	145.8	Aug-12	162.8	-10.4
Sep-13	148.2	Sep-12	162.5	-8.8
Oct-13	148.1	Oct-12	165.1	-10.3
Nov-13	148.6	Nov-12	164.2	-9.5
Dec-13	152.9	Dec-12	158.3	-3.4
Jan-14	153.8	Jan-13	152.4	0.9
Feb-14	155.2	Feb-13	149.1	4.1
Mar-14	157.1	Mar-13	145.2	8.2
Apr-14	158.7	Apr-13	142.3	11.5
May-14	159.7	May-13	139.5	14.5
Jun-14	160.1	Jun-13	140.2	14.2
Jul-14	155.8	Jul-13	143.4	8.6
Aug-14	152.8	Aug-13	145.8	4.8
Sep-14	150.3	Sep-13	148.2	1.4
Oct-14	150.8	Oct-13	148.1	1.8
Nov-14	151.8	Nov-13	148.6	2.2
Dec-14	151.4	Dec-13	152.9	-1.0
Jan-15	149.4	Jan-14	153.8	-2.9
Feb-15	146.5	Feb-14	155.2	-5.6
Mar-15	144.4	Mar-14	158.0	-8.6
Apr-15	142.8	Apr-14	159.8	-10.6
May-15	142.6	May-14	159.7	-10.7
Jun-15	142.2	Jun-14	160.1	-11.2
Average (last 12 months)	148.4	Average (last 12 months)	152.8	-2.9
Average (2014)	154.8	Average (2013)	146.3	5.8
Average (2013)	147.0	Average (2012)	164.7	-10.7
Average (2012	165.6	Average (2011)	151.6	9.2
Average (2011)	151.6	Average (2010)	174.2	-13.0
Average (2010)	174.2	Average (2009)	162.6	7.1
Average (2009)	162.6	Average (2008)	201.6	-19.3
Average (2008)	201.6	Average (2007)	365.1	-44.8
Average (2007)	365.1	Average (2006)	415.0	-12.0
Average (2006)	415.0	Average (2005)	333.7	24.4

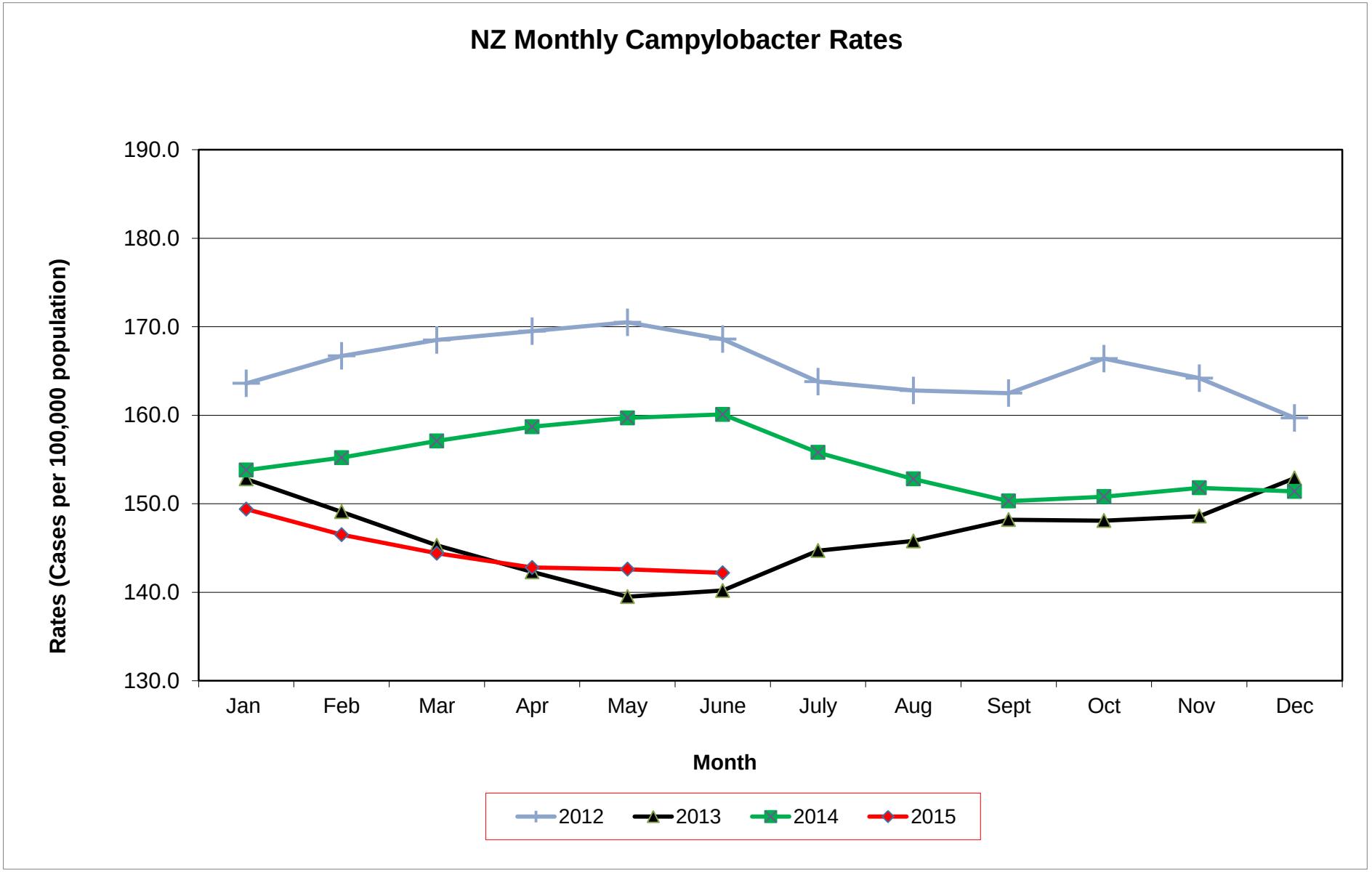
NZ Monthly Campylobacter Rates
Rates (Cases per 100,000 population)
190.0
180.0
170.0
160.0
150.0
140.0
130.0
Jan
Feb
Mar
Apr
May
June
July
Aug
Sept
Oct
Nov
Dec
Month
2012
2013
2014
2015

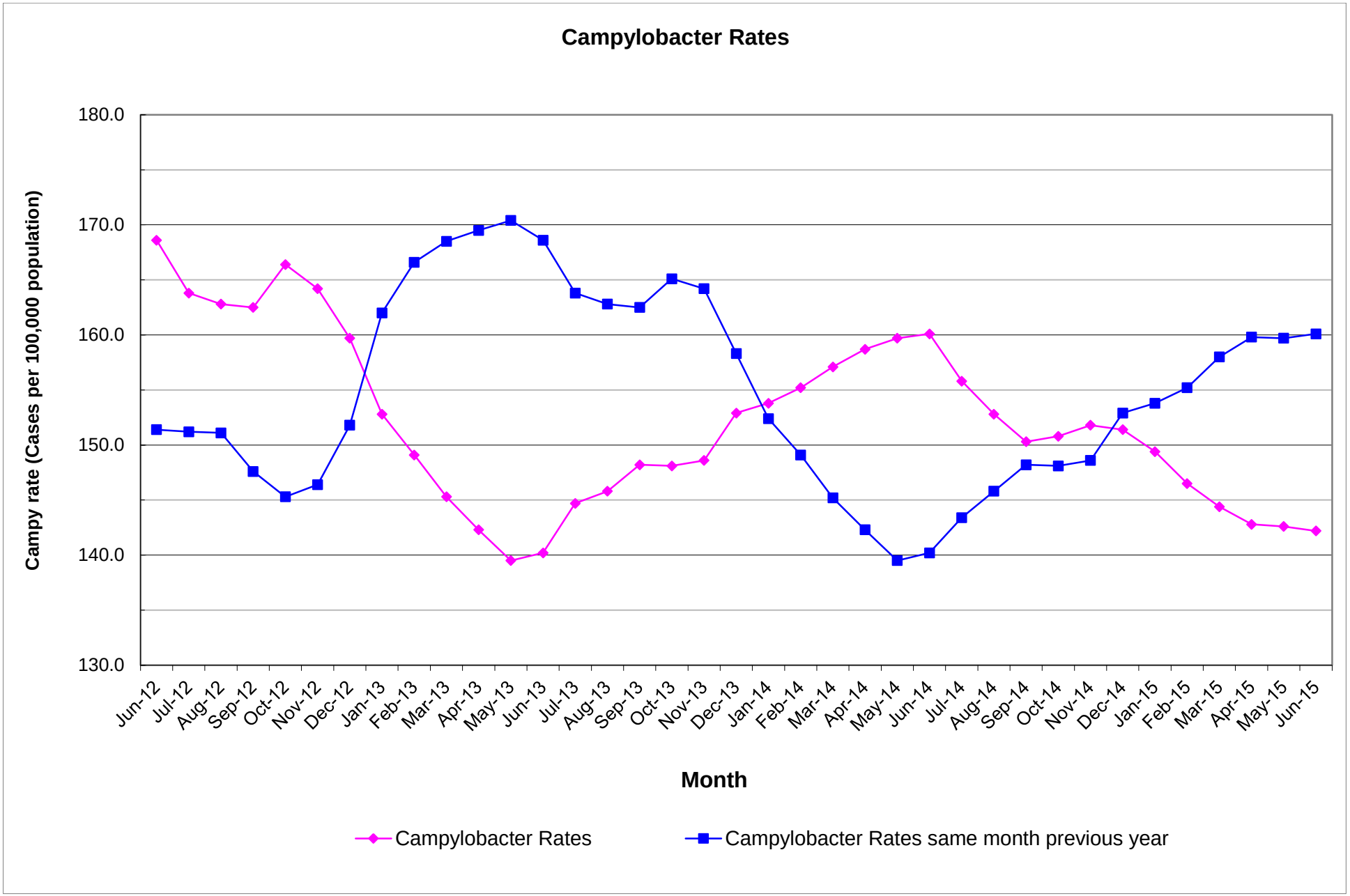
Campylobacter Rates
Campy rate (Cases per 100,000 population)
180.0
170.0
160.0
150.0
140.0
130.0
Jun-12
Jul-12
Aug-12
Sep-12
Oct-12
Nov-12
Dec-12
Jan-13
Feb-13
Mar-13
Apr-13
May-13
Jun-13
Jul-13
Aug-13
Sep-13
Oct-13
Nov-13
Dec-13
Jan-14
Feb-14
Mar-14
Apr-14
May-14
Jun-14
Jul-14
Aug-14
Sep-14
Oct-14
Nov-14
Dec-14
Jan-15
Feb-15
Mar-15
Apr-15
May-15
Jun-15
Month
Campylobacter Rates
Campylobacter Rates same month previous year

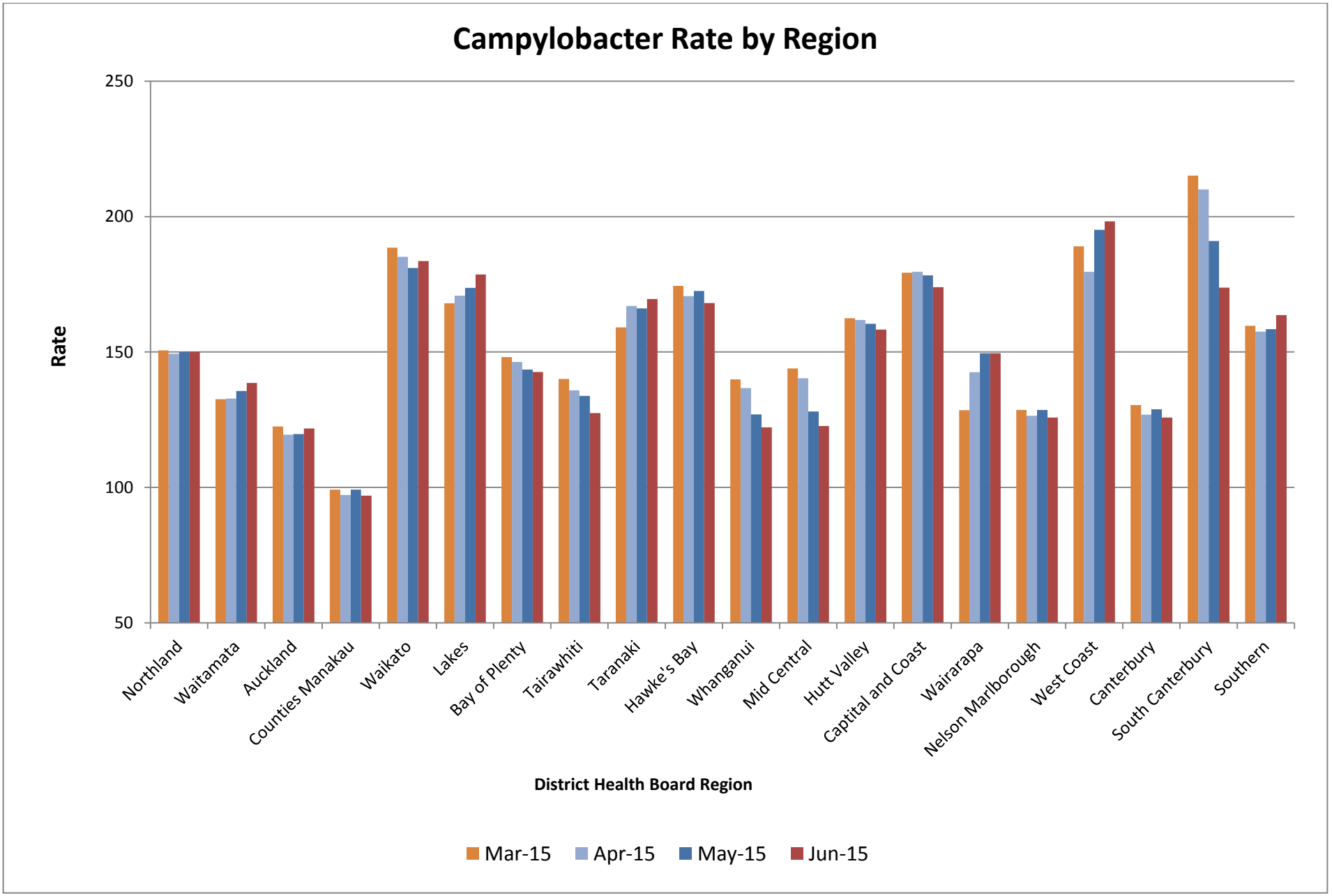
Campylobacter Rate by Region
250
200
150
100
50
Rate
Northland
Waitamata
Auckland
Counties Manakau
Waikato
Lakes
Bay of Plenty
Tairawhiti
Taranaki
Hawke's Bay
Whanganui
Mid Central
Hutt Valley
Captital and Coast
Wairarapa
Nelson Marlborough
West Coast
Canterbury
South Canterbury
Southern
District Health Board Region
Mar-15
Apr-15
May-15
Jun-15