Month	Campylobacter Cases	Month	Campylobacter cases	Percentage Change
Feb-15	455	Feb-14	534	-14.79
Mar-15	417	Mar-14	509	-18.07
Apr-15	327	Apr-14	401	-18.45
May-15	380	May-14	394	-3.55
Jun-15	371	Jun-14	388	-4.38
Jul-15	420	Jul-14	380	10.53
Aug-15	488	Aug-14	506	-3.56
Sep-15	570	Sep-14	545	4.59
Oct-15	579	Oct-14	682	-15.10
Nov-15	779	Nov-14	776	0.39
Dec-15	756	Dec-14	893	-15.34
Jan-16	720	Jan-15	676	6.51
Feb-16	454	Feb-15	455	-0.22
Mar-16	416	Mar-15	417	-0.24
Apr-16	365	Apr-15	327	11.62
May-16	391	May-15	380	2.89
Jun-16	334	Jun-15	371	-9.97
Jul-16	342	Jul-15	420	-18.57
Aug-16	1114	Aug-15	488	128.28
Sep-16	571	Sep-15	570	0.18
Oct-16	856	Oct-15	579	47.84
Nov-16	1103	Nov-15	779	41.59
Dec-16	796	Dec-15	756	5.29
Jan-17	663	Jan-16	720	-7.92
Feb-17	558	Feb-16	454	22.91
Total (last 12 months)	7509	Total (last 12 months)	6261	19.93
Total (2016)	7462	Total (2015)	6218	20.01
Total (2015)	6218	Total (2014)	6782	-8.32
Total (2014)	6782	Total (2013)	6837	-0.80
Total (2013)	6837	Total (2012)	7021	-2.62
Total (2012)	7021	Total (2011)	6685	5.03
Total (2011)	6685	Total (2010)	7338	-8.90
Total (2010)	7338	Total (2009)	7177	2.24
Total (2009)	7177	Total (2008)	6694	7.22

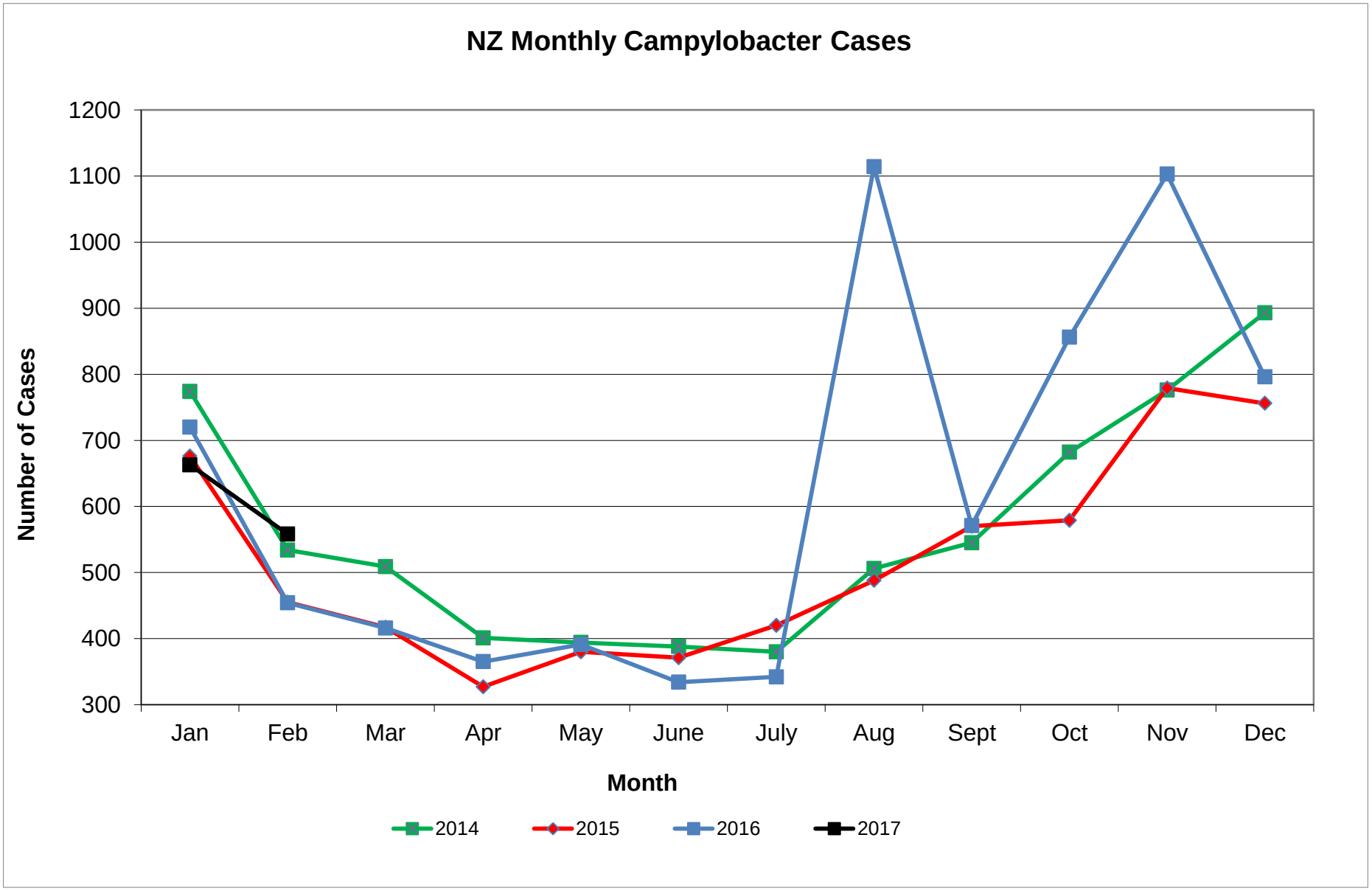
NZ Monthly Campylobacter Cases
1200
1100
1000
900
800
700
600
500
400
300
Number of Cases
Jan
Feb
Mar
Apr
May
June
July
Aug
Sept
Oct
Nov
Dec
Month
2014
2015
2016
2017

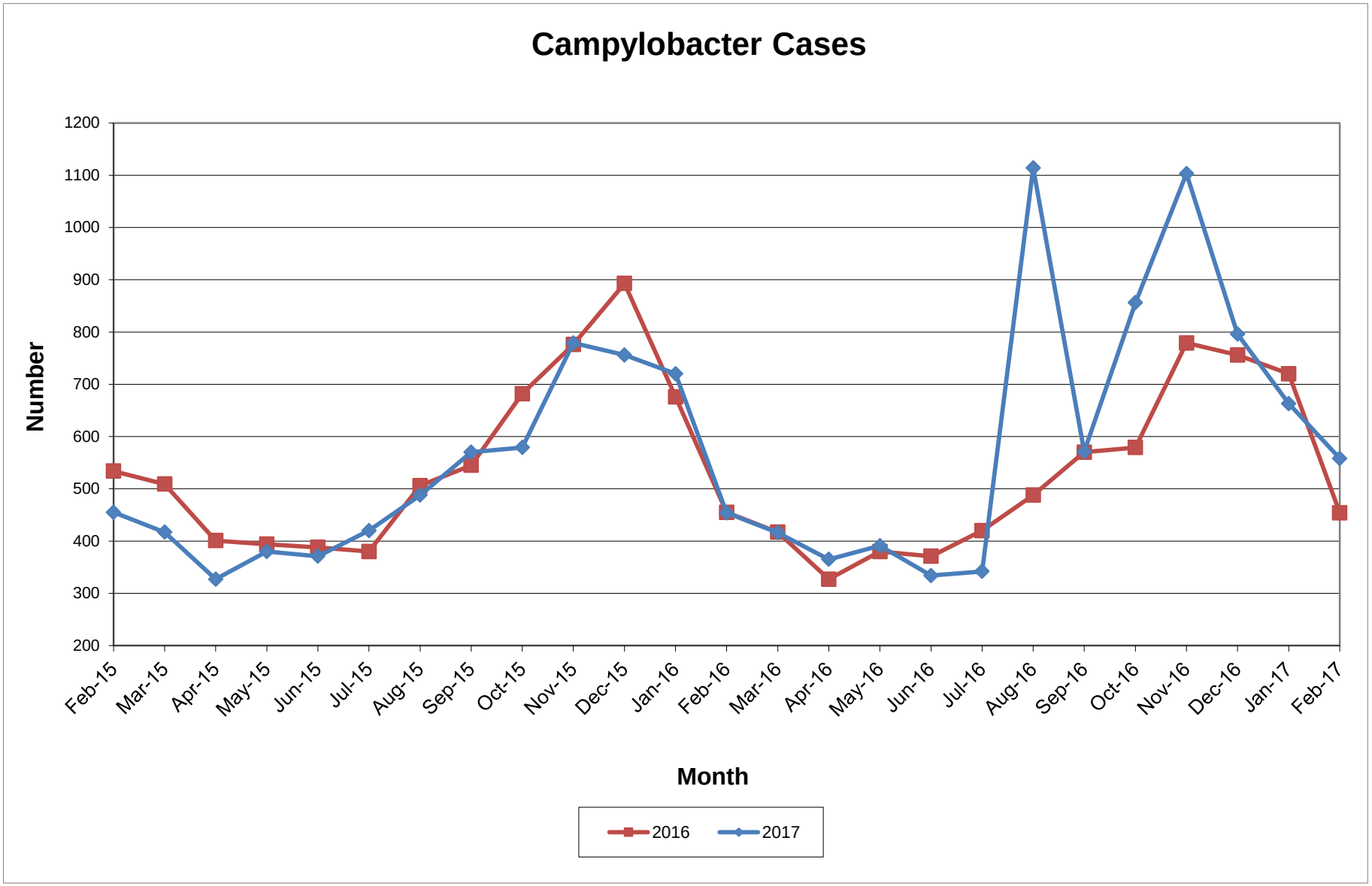
Campylobacter Cases
Number
1200
1100
1000
900
800
700
600
500
400
300
200
Feb-15
Mar-15
Apr-15
May-15
Jun-15
Jul-15
Aug-15
Sep-15
Oct-15
Nov-15
Dec-15
Jan-16
Feb-16
Mar-16
Apr-16
May-16
Jun-16
Jul-16
Aug-16
Sep-16
Oct-16
Nov-16
Dec-16
Jan-17
Feb-17
Month
2016
2017

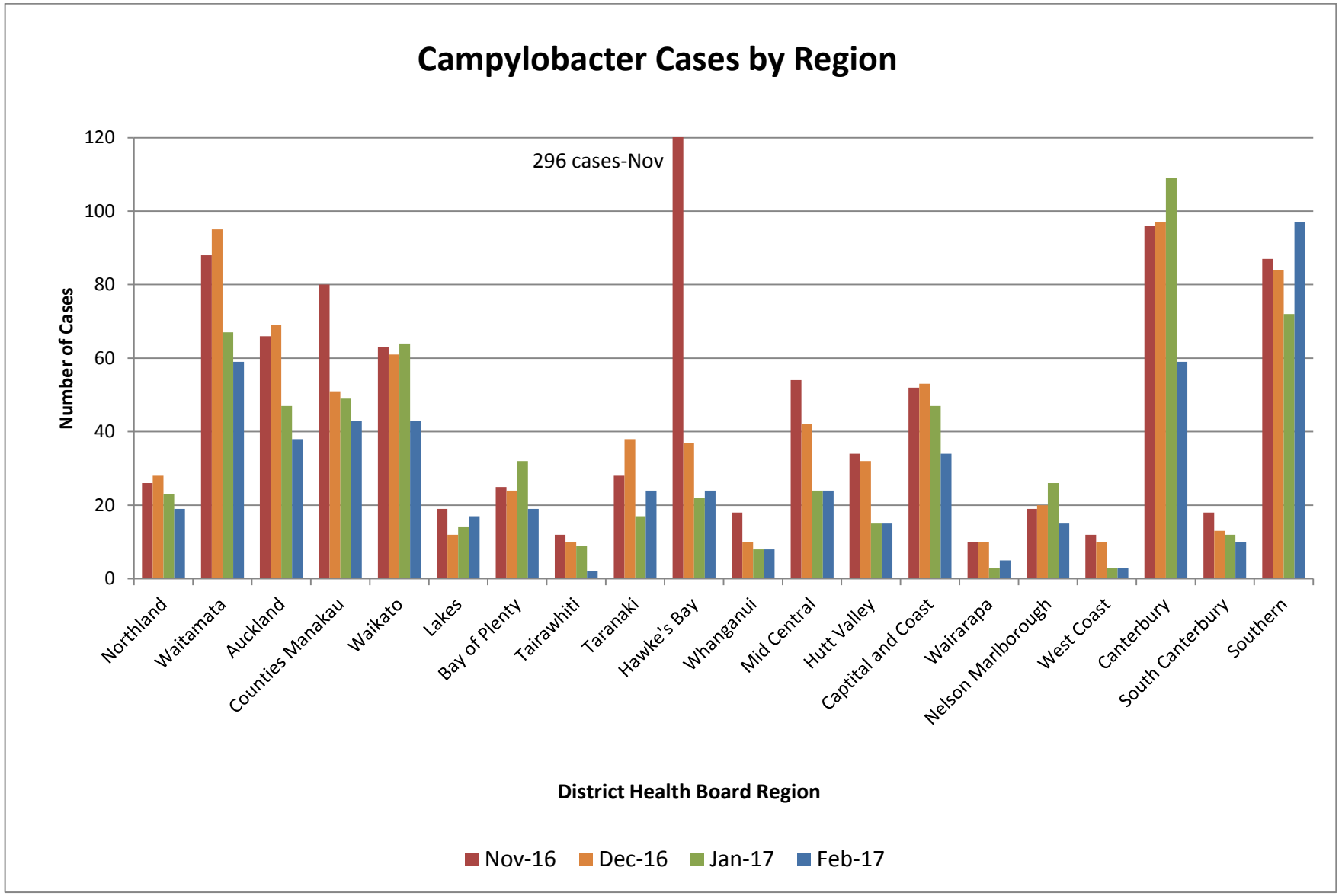
Campylobacter Cases by Region
296 cases-Nov
Number of Cases
120
100
80
60
40
20
0
Northland
Waitamata
Auckland
Counties Manakau
Waikato
Lakes
Bay of Plenty
Tairawhiti
Taranaki
Hawke's Bay
Whanganui
Mid Central
Hutt Valley
Captital and Coast
Wairarapa
Nelson Marlborough
West Coast
Canterbury
South Canterbury
Southern
District Health Board Region
Nov-16
Dec-16
Jan-17
Feb-17

Month	Campylobacter Rates	Month	Campylobacter Rates	Percentage Change
Feb-15	146.5	Feb-14	155.2	-5.6
Mar-15	144.4	Mar-14	158.0	-8.6
Apr-15	142.8	Apr-14	159.8	-10.6
May-15	142.5	May-14	159.7	-10.8
Jun-15	142.1	Jun-14	160.1	-11.2
Jul-15	140.3	Jul-14	154.5	-9.2
Aug-15	139.9	Aug-14	151.6	-7.7
Sep-15	140.5	Sep-14	148.9	-5.6
Oct-15	138.2	Oct-14	149.5	-7.6
Nov-15	138.3	Nov-14	150.5	-8.1
Dec-15	135.3	Dec-14	150.4	-10.0
Jan-16	136.3	Jan-15	148.2	-8.0
Feb-16	136.2	Feb-15	146.5	-7.0
Mar-16	136.2	Mar-15	144.4	-5.7
Apr-16	137.1	Apr-15	142.8	-4.0
May-16	137.3	May-15	142.5	-3.6
Jun-16	136.5	Jun-15	142.1	-3.9
Jul-16	134.8	Jul-15	140.3	-3.9
Aug-16	148.4	Aug-15	139.9	6.1
Sep-16	148.4	Sep-15	140.5	5.6
Oct-16	154.4	Oct-15	138.2	11.7
Nov-16	161.4	Nov-15	138.3	16.7
Dec-16	162.3	Dec-15	135.3	20.0
Jan-17	161.0	Jan-16	136.3	18.1
Feb-17	159.9	Feb-16	136.2	17.4
Average (last 12 months)	148.1	Average (last 12 months)	139.7	6.0
Average (2016)	144.1	Average (2015)	141.6	1.8
Average (2015)	141.6	Average (2014)	154.3	-8.3
Average (2014)	154.3	Average (2013)	146.5	5.4
Average (2013)	146.5	Average (2012)	165.6	-11.5
Average (2012	165.6	Average (2011)	151.6	9.2
Average (2011)	151.6	Average (2010)	174.2	-13.0
Average (2010)	174.2	Average (2009)	162.6	7.1
Average (2009)	162.6	Average (2008)	201.6	-19.3

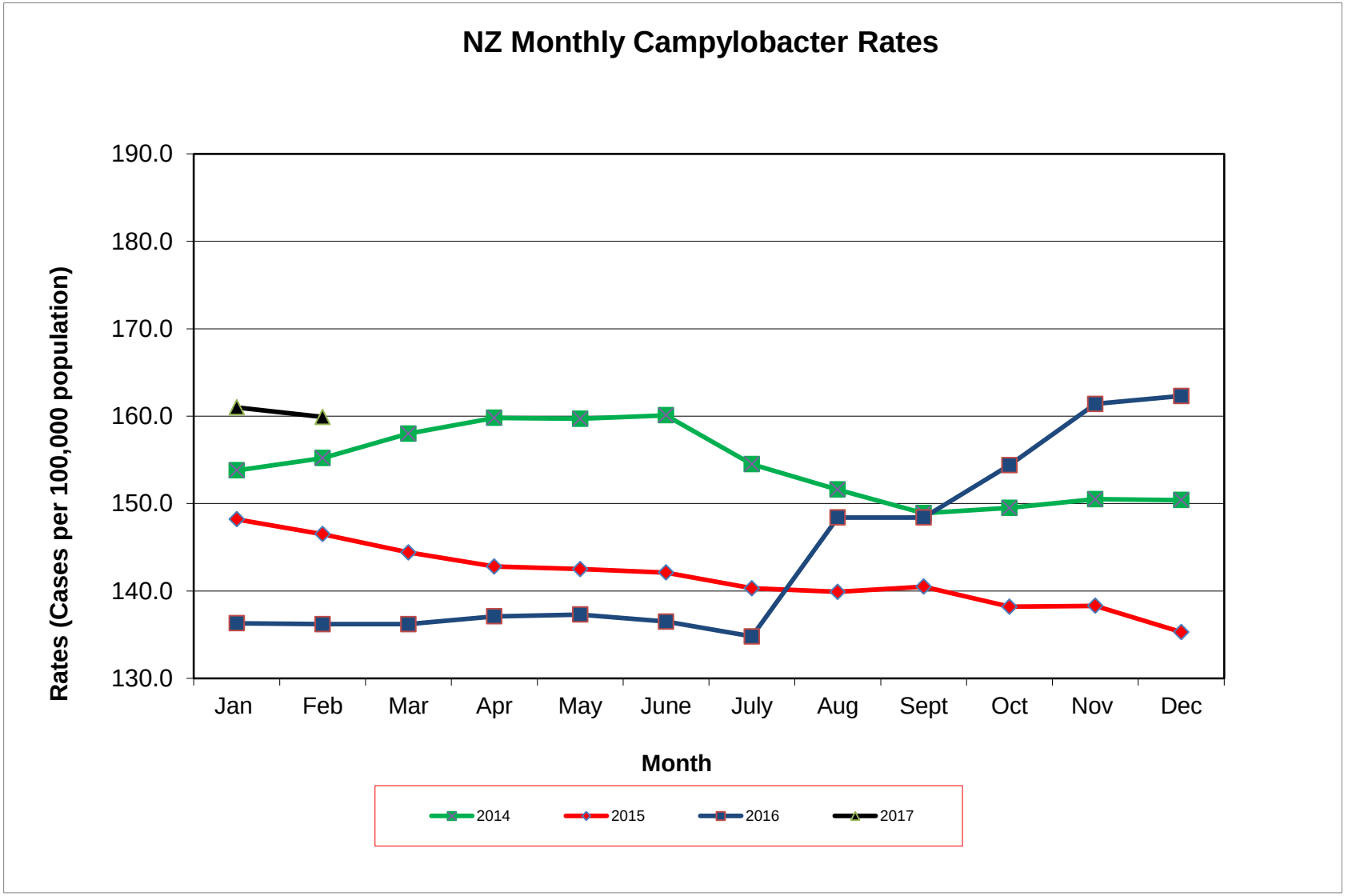
NZ Monthly Campylobacter Rates
Rates (Cases per 100,000 population)
190.0
180.0
170.0
160.0
150.0
140.0
130.0
Jan
Feb
Mar
Apr
May
June
July
Aug
Sept
Oct
Nov
Dec
Month
2014
2015
2016
2017

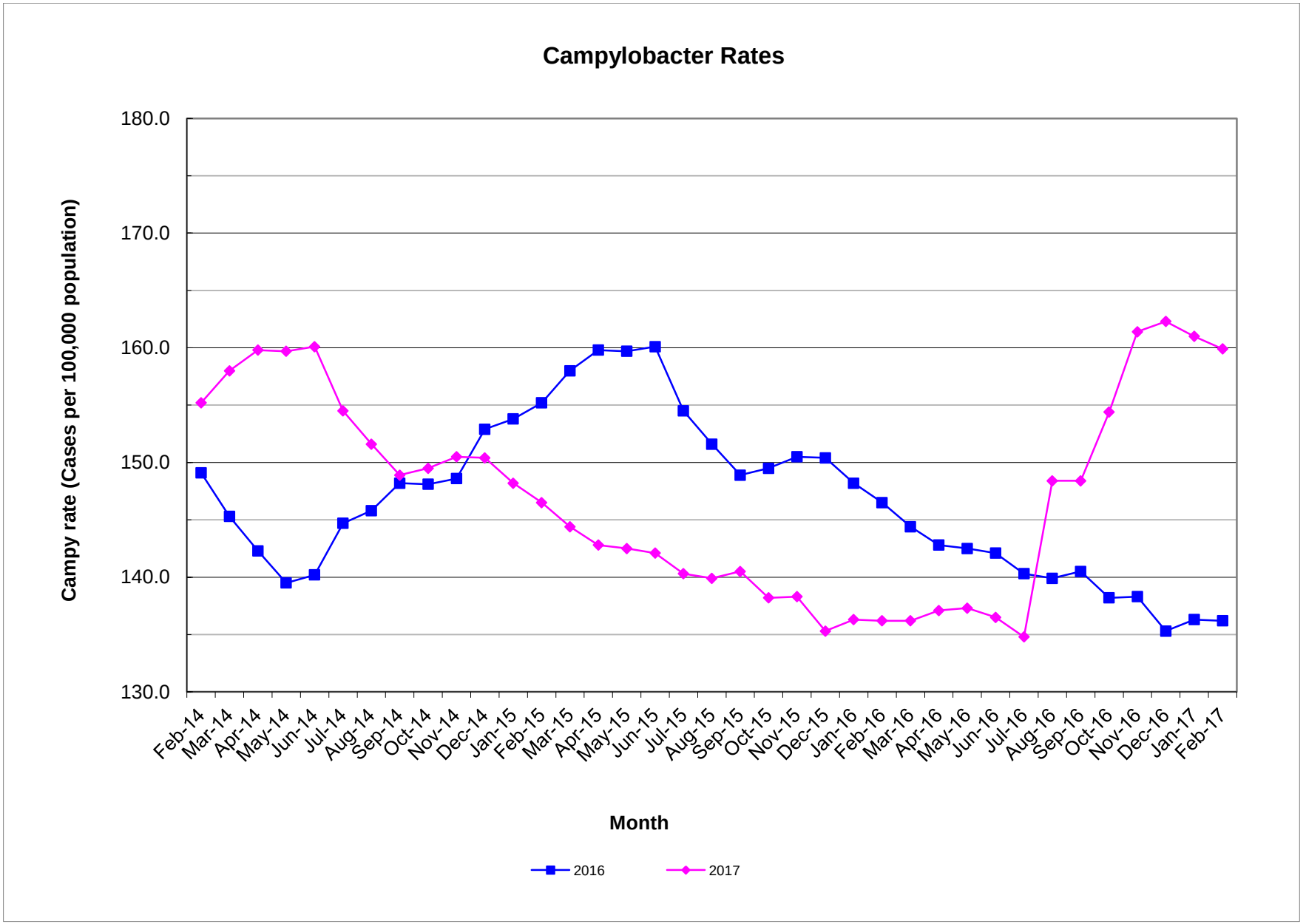
Campylobacter Rates
Campy rate (Cases per 100,000 population)
180.0
170.0
160.0
150.0
140.0
130.0
Feb-14
Mar-14
Apr-14
May-14
Jun-14
Jul-14
Aug-14
Sep-14
Oct-14
Nov-14
Dec-14
Jan-15
Feb-15
Mar-15
Apr-15
May-15
Jun-15
Jul-15
Aug-15
Sep-15
Oct-15
Nov-15
Dec-15
Jan-16
Feb-16
Mar-16
Apr-16
May-16
Jun-16
Jul-16
Aug-16
Sep-16
Oct-16
Nov-16
Dec-16
Jan-17
Feb-17
Month
2016
2017

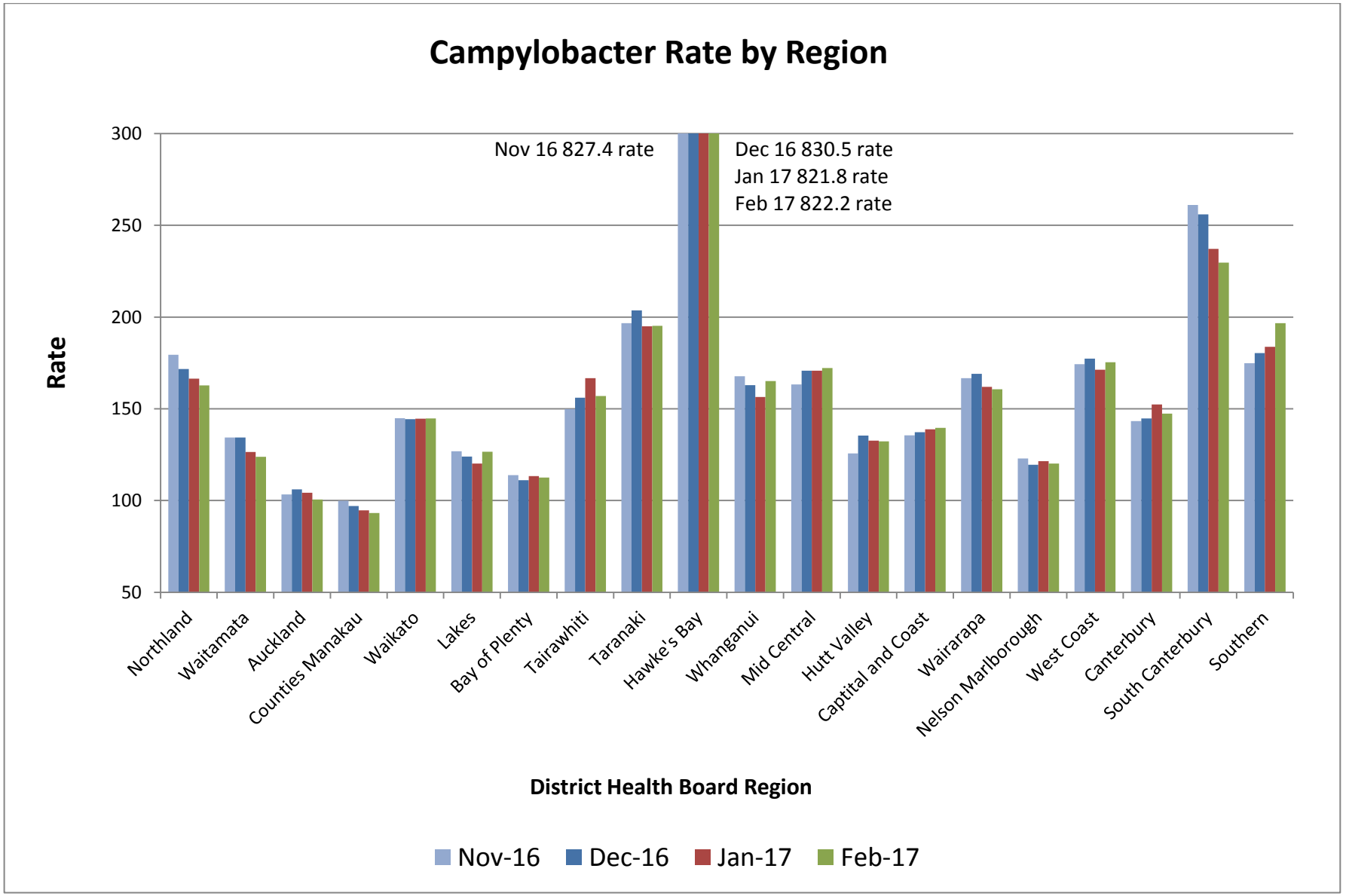
Campylobacter Rate by Region
Nov 16 827.4 rate
Dec 16 830.5 rate
Jan 17 821.8 rate
Feb 17 822.2 rate
Rate
300
250
200
150
100
50
Northland
Waitamata
Auckland
Counties Manakau
Waikato
Lakes
Bay of Plenty
Tairawhiti
Taranaki
Hawke's Bay
Whanganui
Mid Central
Hutt Valley
Captital and Coast
Wairarapa
Nelson Marlborough
West Coast
Canterbury
South Canterbury
Southern
District Health Board Region
Nov-16
Dec-16
Jan-17
Feb-17