Month	Campylobacter Cases	Month	Campylobacter cases	Percentage Change
Apr-17	370	Apr-16	364	1.65
May-17	430	May-16	391	9.97
Jun-17	367	Jun-16	334	9.88
Jul-17	440	Jul-16	342	28.65
Aug-17	569	Aug-16	1108	-48.65
Sep-17	593	Sep-16	572	3.67
Oct-17	686	Oct-16	855	-19.77
Nov-17	793	Nov-16	1103	-28.11
Dec-17	637	Dec-16	795	-19.87
Jan-18	727	Jan-17	644	12.89
Feb-18	512	Feb-17	527	-2.85
Mar-18	487	Mar-17	426	14.32
Apr-18	395	Apr-17	370	6.76
May-18	443	May-17	430	3.02
Jun-18	428	Jun-17	367	16.62
Jul-18	479	Jul-17	440	8.86
Aug-18	570	Aug-17	569	0.18
Sep-18	550	Sep-17	593	-7.25
Oct-18	637	Oct-17	686	-7.14
Nov-18	812	Nov-17	793	2.40
Dec-18	918	Dec-17	637	44.11
Jan-19	951	Jan-18	727	30.81
Feb-19	489	Feb-18	512	-4.49
Mar-19	386	Mar-18	487	-20.74
Apr-19	306	Apr-18	395	-22.53
Total (last 12 months)	6969	Total (last 12 months)	6636	5.02
Total (2017)	6482	Total (2016)	7456	-13.06
Total (2016)	7456	Total (2015)	6218	19.91
Total (2015)	6218	Total (2014)	6782	-8.32
Total (2014)	6782	Total (2013)	6837	-0.80
Total (2013)	6837	Total (2012)	7021	-2.62
Total (2012)	7021	Total (2011)	6685	5.03
Total (2011)	6685	Total (2010)	7338	-8.90
Total (2010)	7338	Total (2009)	7177	2.24

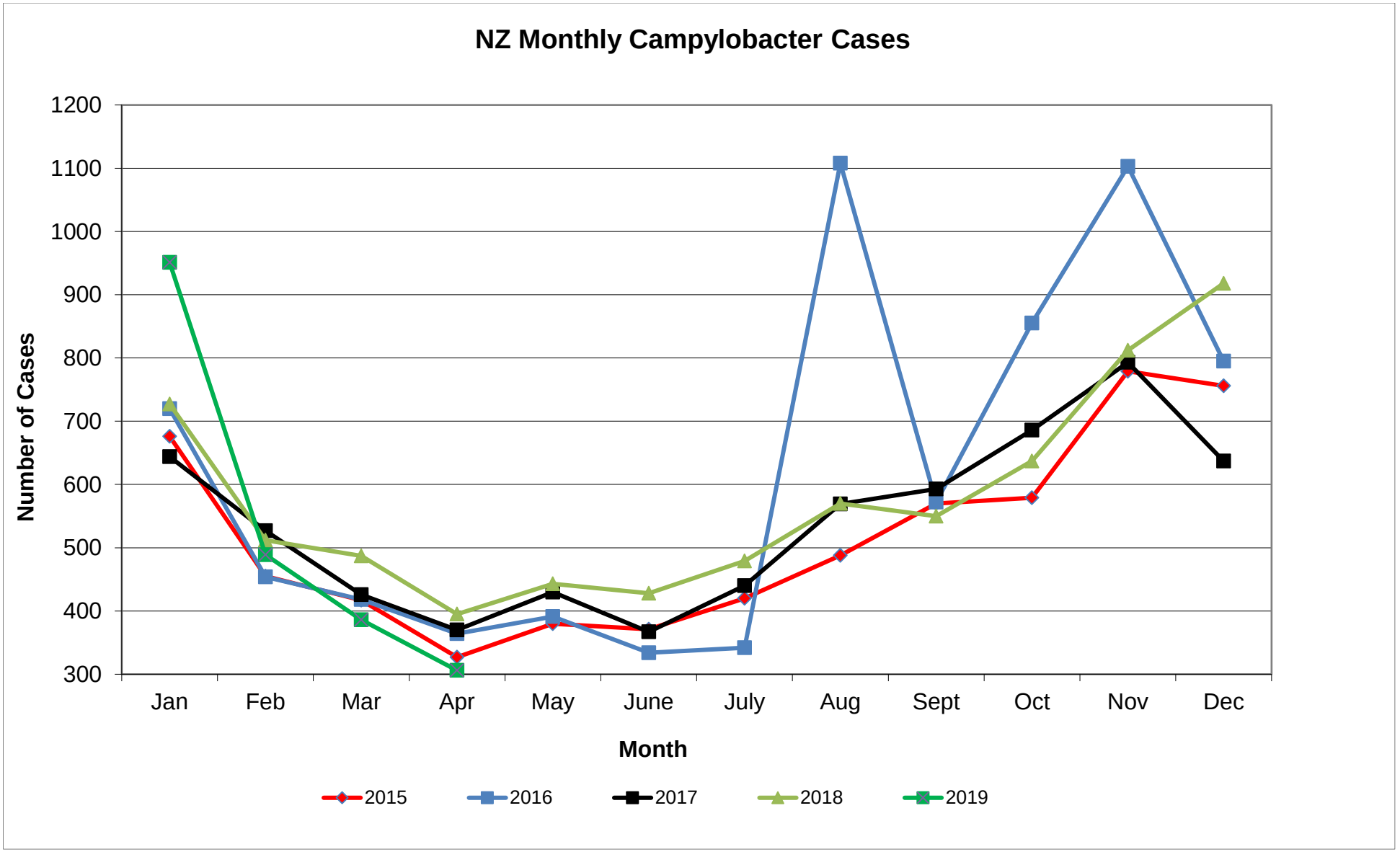
NZ Monthly Campylobacter Cases
Number of Cases
1200
1100
1000
900
800
700
600
500
400
300
Jan
Feb
Mar
Apr
May
June
July
Aug
Sept
Oct
Nov
Dec
Month
2015
2016
2017
2018
2019

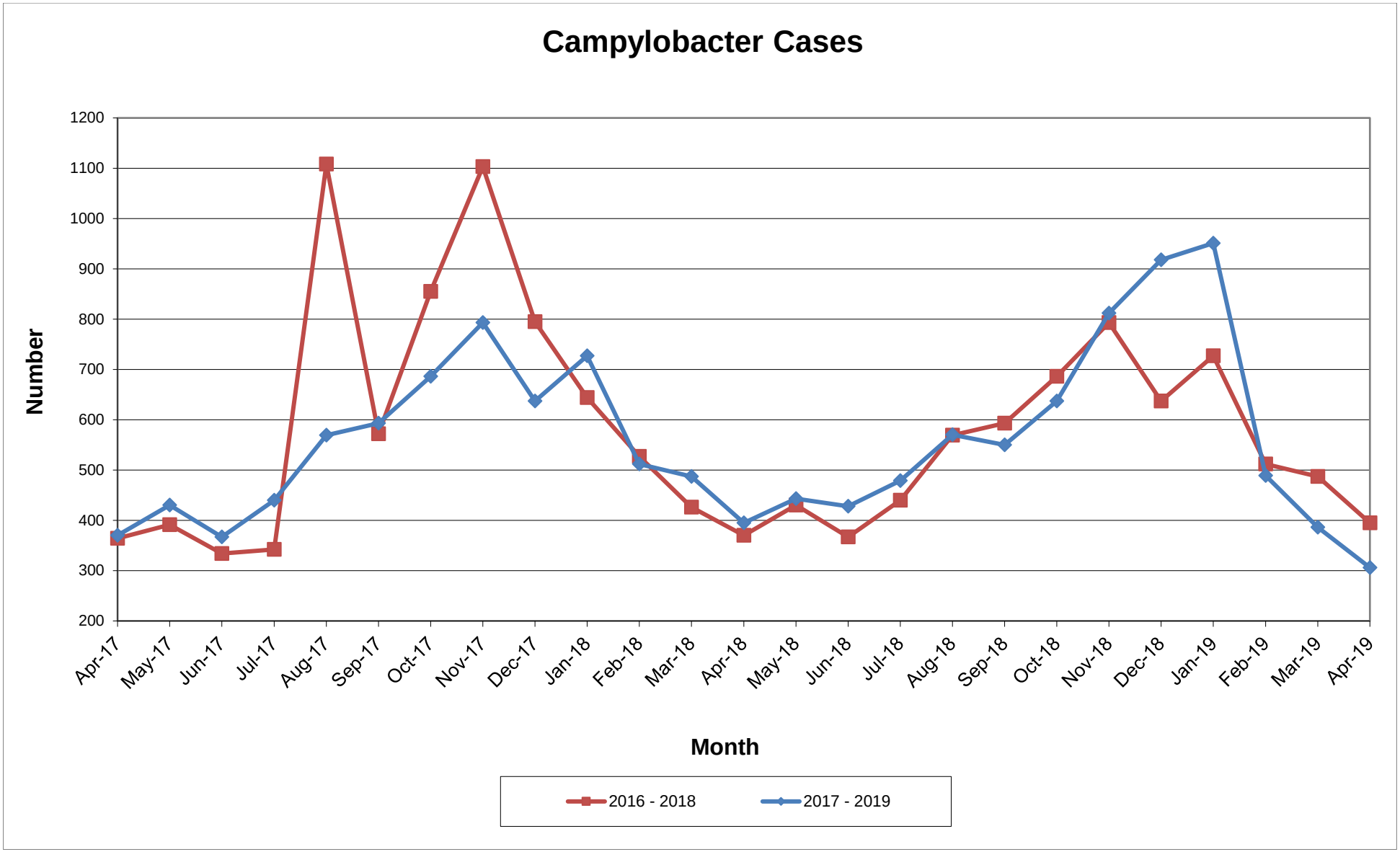
Campylobacter Cases
Number
1200
1100
1000
900
800
700
600
500
400
300
200
Apr-17
May-17
Jun-17
Jul-17
Aug-17
Sep-17
Oct-17
Nov-17
Dec-17
Jan-18
Feb-18
Mar-18
Apr-18
May-18
Jun-18
Jul-18
Aug-18
Sep-18
Oct-18
Nov-18
Dec-18
Jan-19
Feb-19
Mar-19
Apr-19
Month
2016 - 2018
2017 - 2019

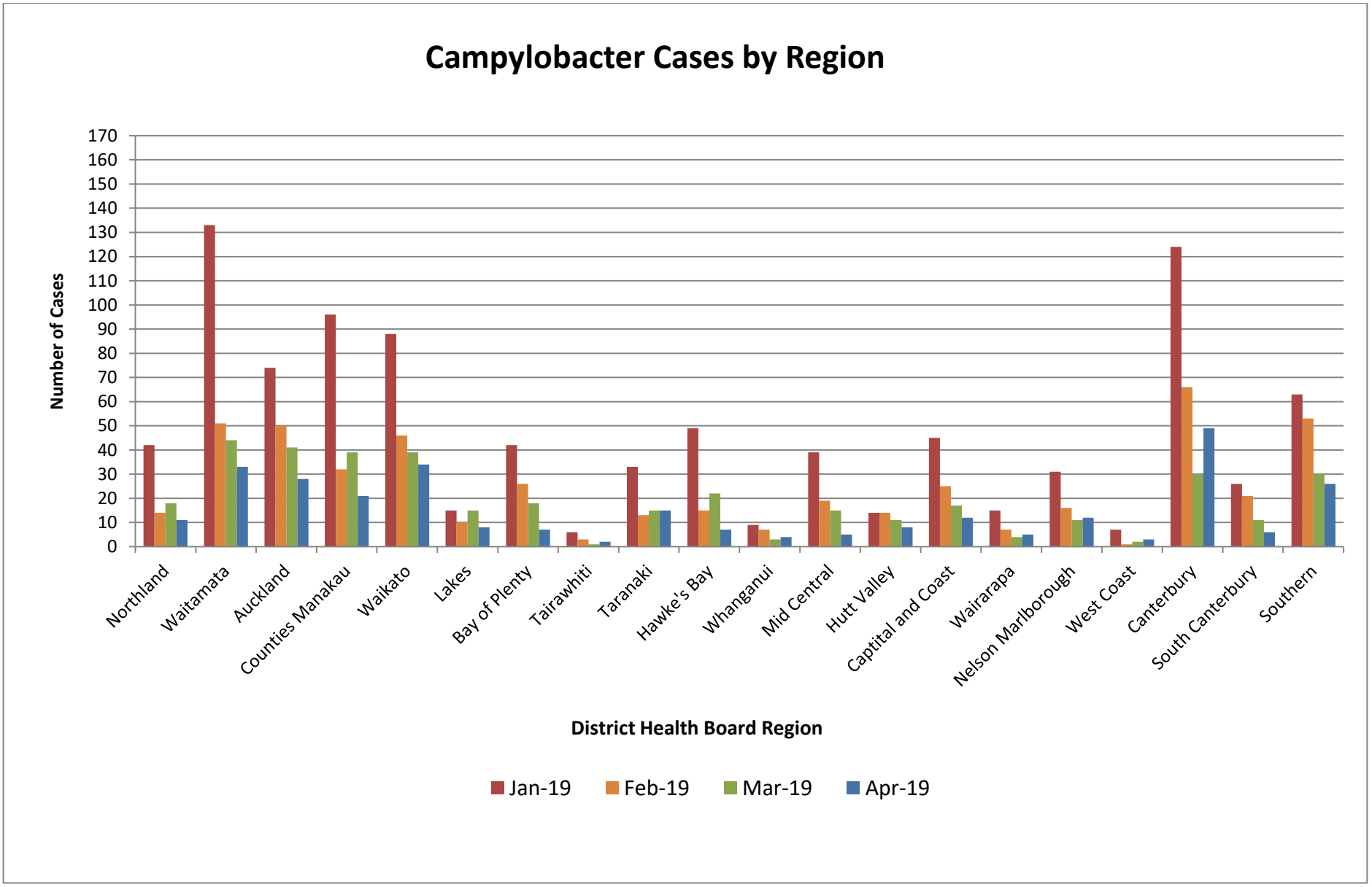
Campylobacter Cases by Region
Number of Cases
170
160
150
140
130
120
110
100
90
80
70
60
50
40
30
20
10
0
Northland
Waitamata
Auckland
Counties Manakau
Waikato
Lakes
Bay of Plenty
Tairawhiti
Taranaki
Hawke's Bay
Whanganui
Mid Central
Hutt Valley
Captital and Coast
Wairarapa
Nelson Marlborough
West Coast
Canterbury
South Canterbury
Southern
District Health Board Region
Jan-19
Feb-19
Mar-19
Apr-19

Month	Campylobacter Rates	Month	Campylobacter Rates	Percentage Change
Apr-17	159.1	Apr-16	137.1	16.0
May-17	160.0	May-16	137.3	16.5
Jun-17	160.7	Jun-16	136.5	17.7
Jul-17	159.4	Jul-16	132.0	20.8
Aug-17	148.1	Aug-16	145.2	2.0
Sep-17	148.5	Sep-16	145.3	2.2
Oct-17	145.0	Oct-16	151.1	-4.0
Nov-17	138.5	Nov-16	158.1	-12.4
Dec-17	135.2	Dec-16	158.9	-14.9
Jan-18	137.0	Jan-17	157.2	-12.8
Feb-18	136.7	Feb-17	158.8	-13.9
Mar-18	137.9	Mar-17	159.0	-13.3
Apr-18	137.9	Apr-17	159.1	-13.3
May-18	138.7	May-17	160.0	-13.3
Jun-18	140.0	Jun-17	160.7	-12.9
Jul-18	140.8	Jul-17	159.4	-11.7
Aug-18	140.8	Aug-17	148.1	-4.9
Sep-18	139.9	Sep-17	148.5	-5.8
Oct-18	138.8	Oct-17	145.0	-4.3
Nov-18	139.2	Nov-17	138.5	0.5
Dec-18	142.4	Dec-17	135.2	5.3
Jan-19	147.0	Jan-18	137.0	7.3
Feb-19	146.5	Feb-18	136.7	7.2
Mar-19	144.4	Mar-18	137.9	4.7
Apr-19	142.6	Apr-18	137.9	3.4
Average (last 12 months)	141.8	Average (last 12 months)	145.4	-2.5
Average (2017)	152.5	Average (2016)	142.5	7.0
Average (2016)	142.5	Average (2015)	141.6	0.7
Average (2015)	141.6	Average (2014)	154.3	-8.3
Average (2014)	154.3	Average (2013)	146.5	5.4
Average (2013)	146.5	Average (2012)	165.6	-11.5
Average (2012	165.6	Average (2011)	151.6	9.2
Average (2011)	151.6	Average (2010)	174.2	-13.0
Average (2010)	174.2	Average (2009)	162.6	7.1

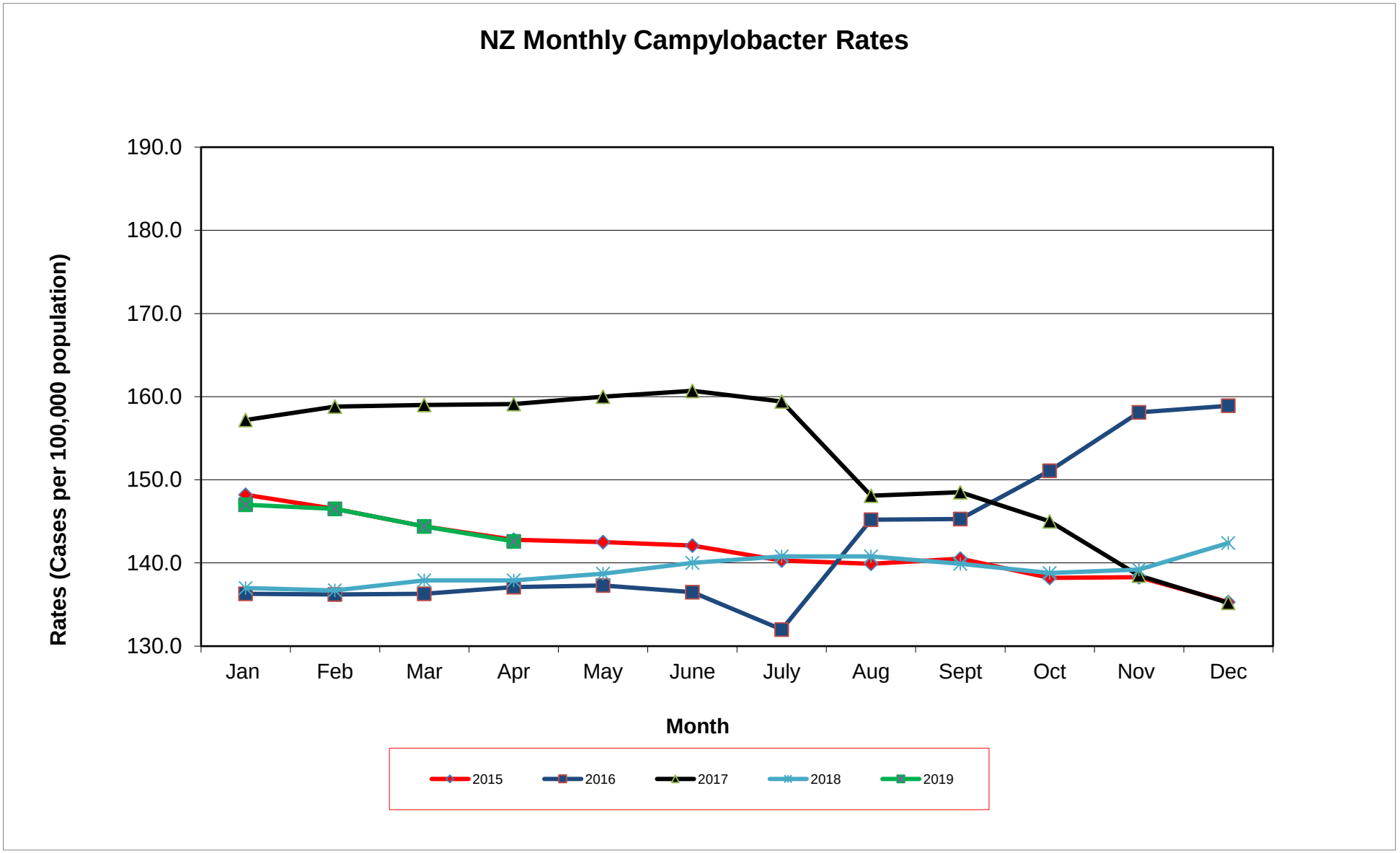
NZ Monthly Campylobacter Rates
Rates (Cases per 100,000 population)
190.0
180.0
170.0
160.0
150.0
140.0
130.0
Jan
Feb
Mar
Apr
May
June
July
Aug
Sept
Oct
Nov
Dec
Month
2015
2016
2017
2018
2019

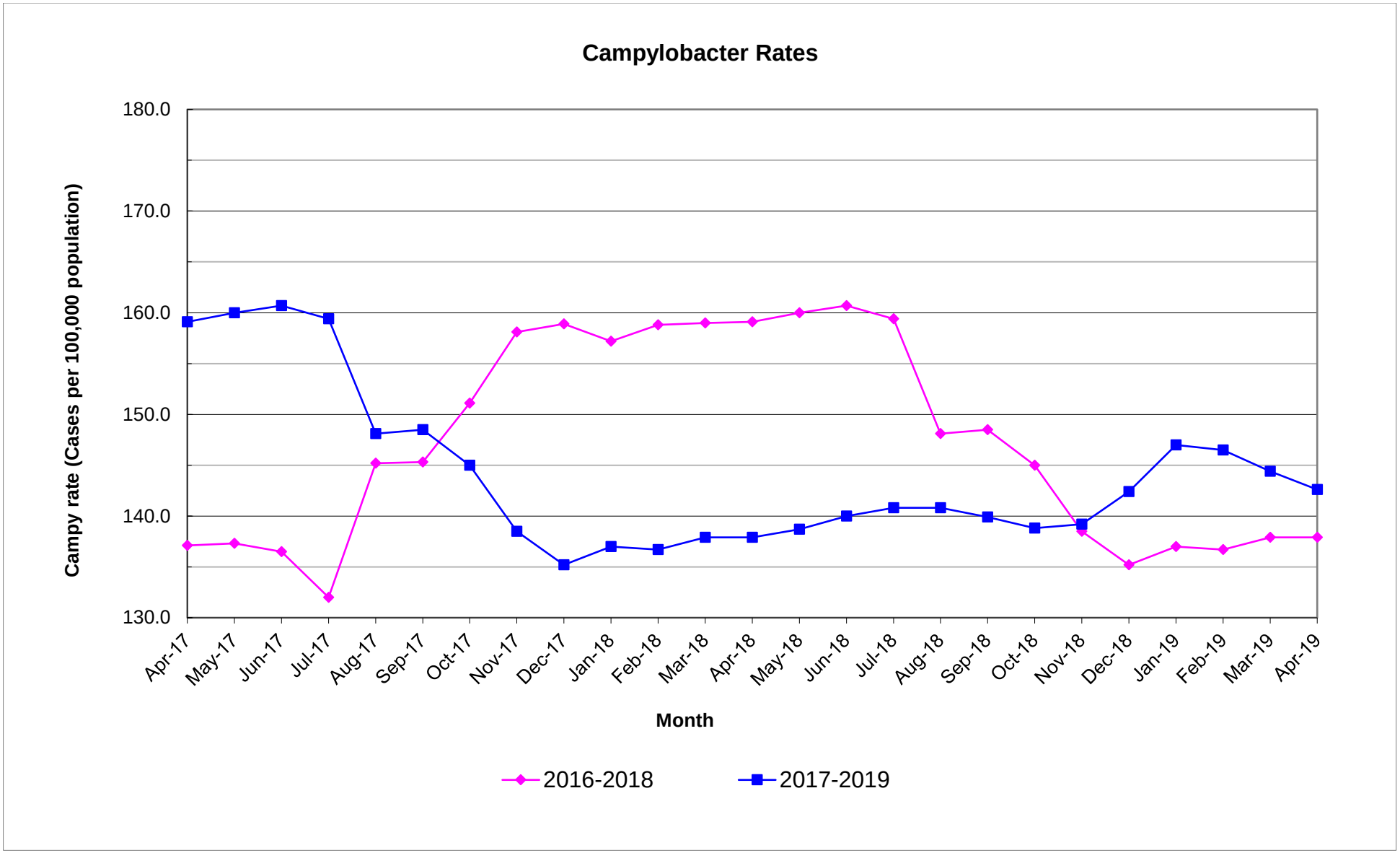
Campylobacter Rates
Campy rate (Cases per 100,000 population)
180.0
170.0
160.0
150.0
140.0
130.0
Apr-17
May-17
Jun-17
Jul-17
Aug-17
Sep-17
Oct-17
Nov-17
Dec-17
Jan-18
Feb-18
Mar-18
Apr-18
May-18
Jun-18
Jul-18
Aug-18
Sep-18
Oct-18
Nov-18
Dec-18
Jan-19
Feb-19
Mar-19
Apr-19
Month
2016-2018
2017-2019

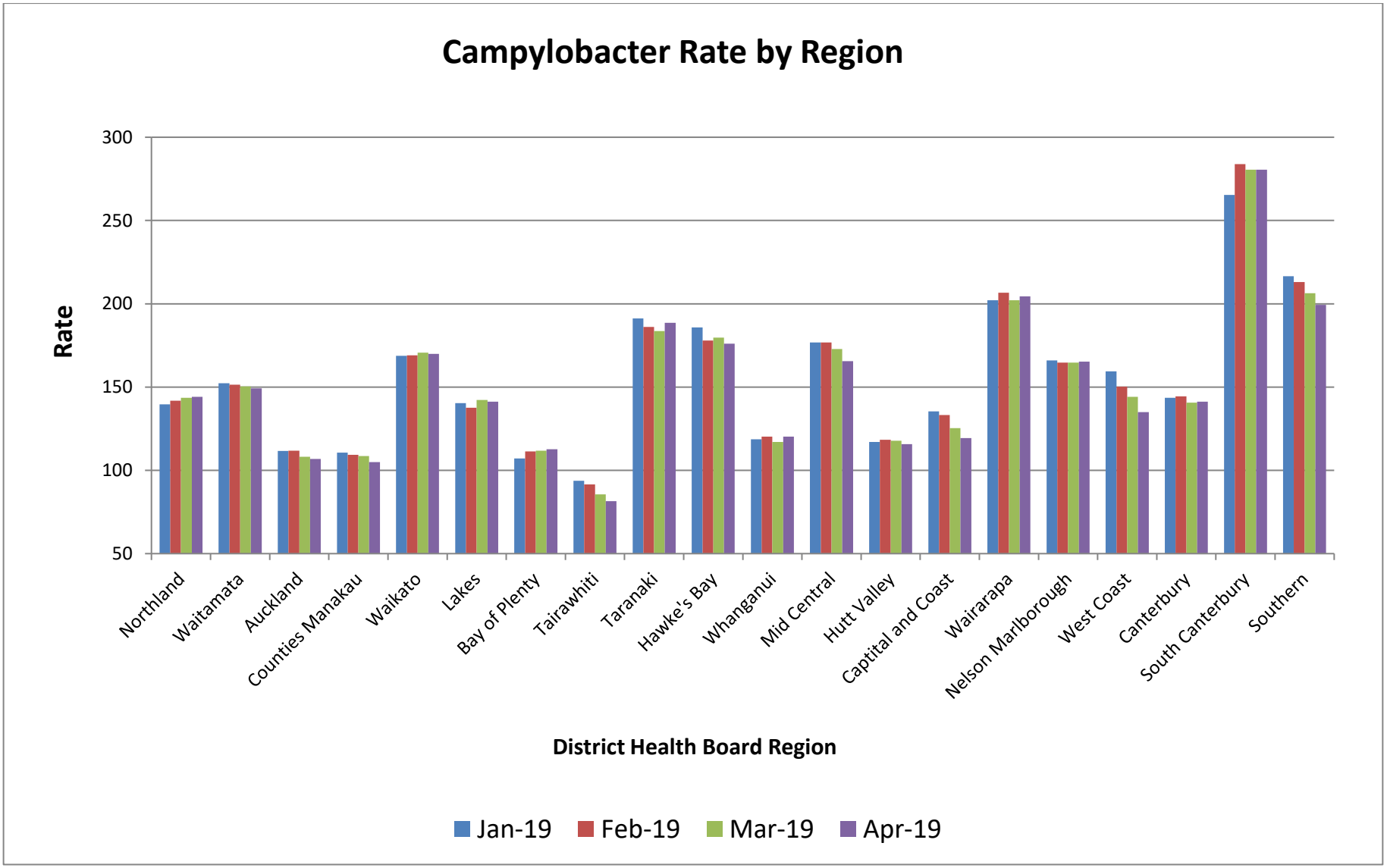
Campylobacter Rate by Region
Rate
300
250
200
150
100
50
Northland
Waitamata
Auckland
Counties Manakau
Waikato
Lakes
Bay of Plenty
Tairawhiti
Taranaki
Hawke's Bay
Whanganui
Mid Central
Hutt Valley
Captital and Coast
Wairarapa
Nelson Marlborough
West Coast
Canterbury
South Canterbury
Southern
District Health Board Region
Jan-19
Feb-19
Mar-19
Apr-19